

Writing

# Adverbs

## How?

angrily  
anxiously  
cautiously  
cheerfully  
courageously  
crossly  
cruelly  
defiantly  
doubtfully  
elegantly  
enthusiastically  
foolishly  
frantically  
gently  
gladly  
gracefully  
happily  
hungrily  
inquisitively  
irritably  
joyously  
loudly  
madly

## When?

afterwards  
again  
before  
beforehand  
early  
late  
never  
now  
often  
punctually  
recently  
soon  
then  
today  
tomorrow  
yesterday

## How often?

always  
annually  
constantly  
daily  
hourly  
monthly  
never  
occasionally  
often  
once  
regularly  
repeatedly  
sometimes  
usually  
yearly

## Where?

above  
around  
away  
below  
down  
downstairs  
everywhere  
here  
inside  
outside  
there  
up  
upstairs  
wherever

## How much?

almost  
completely  
entirely  
little  
much  
rather  
totally  
very

### More useful adverbs...

additionally  
appropriately  
consequently  
fittingly  
hence  
however  
insufficiently  
suitably  
therefore

**Challenge 1** Using the sheet choose 2 adverbs from each of the columns.

Draw a rectangle in your book like this and include it in a sentence.

Adverb – How?

Cheerfully  
Cheerfully, Augustus walked towards the chocolate room.

Do this for each of the 10 words.

Green group Do one word from each group

Year3

Writing check list C

CAPITAL letters

... ? ! ,

Inverted commas "speech"

Subordinating conjunction

When

If before after while that because

Coordinating conjunction

FANBOYS and but or

Subordinating clauses

Prepositions Before after during because of

Vocabulary for effect

Paragraphing group ideas

Heading subheading

Present perfect He has gone/ went



Charlie Bucket

**Challenge 2.** Using some of the adverbs above write a character description of Charlie Bucket.

In your first paragraph write a general description about him.

In your second paragraph describe what his hair, eyes, nose, ears, shirt, jacket trousers and feet.

Your third paragraph should describe his characteristics such as he loves his family, try to earn some money, loves chocolate, kind etc.



**Challenge 3** We have been reading Charlie and the Chocolate Factory. Create a new character that Charlie meets. Decide if they are going to be a kind, friendly person like Charlie or a bossy, spoilt character. Draw and then describe this new character and include where they live, what they look like, what they enjoy doing and any other characteristics.

**CONJUNCTIONS**  
when if before  
after, while,  
that, because




**Challenge 4** Imagine you have won one of the Golden tickets to visit Willy Wonka's factory. Write your own paragraph to describe how you feel about this. Include as many of the conjunctions that are listed in the margin.

Remember to include a simile, alliteration and past tense.

Here is an example of how you might start.

When I woke up yesterday morning it was very gloomy outside and I thought that it was going to be another dreary day. While I was eating my breakfast the postman arrived as usual, but he knocked on the door instead of dropping the letter through the box. Why did he want to see me?

Green group: use the conjunctions because, when and but



**Challenge 5.** Imagine you have the opportunity to meet the author Roald Dahl. Think of some questions you could ask him about the book Charlie and the Chocolate Factory. Write 10 questions.

Green group: Write three questions.

Here are some examples to get you started:

Why did you choose the title Charlie and the Chocolate Factory?

Why you chose to have Charlie living in a poor family?

Remember to start with a capital letter and put a question mark at the end.



### Challenge 6. Instruction Time. You know a set of instructions needs:

- equipment list/subheadings
  - imperative (bossy) verbs cut mix trace etc
  - temporal conjunctions (first, next, second, lastly, )
  - adverbs , carefully slowly
  - keep it impersonal (next, melt the milk chocolate in a bowl of warm water)
- Write a clear set of instructions for someone to make a new chocolate bar. Think about the new filling you might add. Remember to use your Y3 punctuation! For any specific words ensure you have included a glossary.

#### Good Instructions

A good set of instructions needs:

1. Title
2. List of Equipment or ingredients
3. Clear, short sentences
4. Numbered steps
5. Sometimes pictures or diagrams with each step.



**Challenge 7 SPELL IT.** I have included the Year 3/4spelling list, first check you can read all the words. Then use the look, cover, write and check method to spell them. Choose a few of the tricky words each day to turn into a sentence. Underline the spelling in each word.

### New Curriculum Spelling List Years 3 and 4

twinkl www.twinkl.co.uk

accident	centre	experience	important	ordinary	reign
accidentally	century	experiment	interest	particular	remember
actual	certain	extreme	island	peculiar	sentence
actually	circle	famous	knowledge	perhaps	separate
address	complete	favourite	learn	popular	special
although	consider	February	length	position	straight
answer	continue	forwards	library	possess	strange
appear	decide	fruit	material	possession	strength
arrive	describe	grammar	medicine	possible	suppose
believe	different	group	mention	potatoes	surprise
bicycle	difficult	guard	minute	pressure	therefore
breath	disappear	guide	natural	probably	though
breathe	early	heard	naughty	promise	thought
build	earth	heart	notice	purpose	through
busy	eight	height	occasion	quarter	various
business	eighth	history	occasionally	question	weight
calendar	enough	imagine	often	recent	woman
caught	exercise	increase	opposite	regular	women

### Challenge 1. Making 20.

How many different ways can you make 20? Challenge yourself. You can not use more than 6 numbers per calculation.

#### Score per calculation

Score per calculation		
1 point	Only addition /subtraction	19+1=20 22-2=20
2 points	Multiplication /division	4x5=20 100÷5=20



**Challenge 2 TIMES YOURSELF!** How quickly can you write down each of your times tables . start with your trickiest-this is a great opportunity for you to practice this.

By the end of Yr 3 you should know your:

X10, x5, x2, x4, x8, x3, x6

There is a pattern in some multiplication tables because if you know your 10's you can halve them to find your 5's

If you know your x2 tables you can double the answers to find your x 4 and then double again to find your x8

Finally, if you know your x3 tables you can double your answers to find you x 6

The purple mash website is very useful to help you practice this.

### Challenge 3 Adding money

Select the correct amount.

**£4 and 75p add £2 and 99p**

£6 and 75p

£7 and 75p

£6 and 74p

£7 and 74p


How many doughnuts can you buy with £1 and 50p?  doughnuts

How many doughnuts can you buy with £3?  doughnuts

How many doughnuts can you buy with £5?  doughnuts

45p

## Area & Perimeter



**Challenge 4** Perimeter. Can you draw as many shapes as possible with a perimeter of 24cm? Then find the area of each shape by counting the number of squares inside the shape.

**Challenge 5** Partition and rearrange these numbers in two ways

I can partition 3-digit numbers in different ways.

Partition each 3-digit number in 3 different ways. Draw rings around the hundreds, tens and ones to help.

Here is an example:

$265 = 200 + 60 + 5$	$265 = 100 + 160 + 5$	$265 = 200 + 50 + 15$

149 =	149 =	149 =

214 =	214 =	214 =

I can partition 3-digit numbers in different ways.

Partition each number in 3 different ways.

Here is an example:

$$\begin{aligned} 265 &= 200 + 60 + 5 \\ 265 &= 100 + 160 + 5 \\ 265 &= 100 + 150 + 15 \end{aligned}$$

1	$156 = \bigcirc + \bigcirc + \bigcirc$	5	$434 = \bigcirc + \bigcirc + \bigcirc$
	$156 = \bigcirc + \bigcirc + \bigcirc$		$434 = \bigcirc + \bigcirc + \bigcirc$
	$156 = \bigcirc + \bigcirc + \bigcirc$		$501 = \bigcirc + \bigcirc + \bigcirc$
2	$219 = \bigcirc + \bigcirc + \bigcirc$	6	$501 = \bigcirc + \bigcirc + \bigcirc$
	$219 = \bigcirc + \bigcirc + \bigcirc$		$501 = \bigcirc + \bigcirc + \bigcirc$
	$219 = \bigcirc + \bigcirc + \bigcirc$		$463 = \bigcirc + \bigcirc + \bigcirc$
3	$362 = \bigcirc + \bigcirc + \bigcirc$	7	$463 = \bigcirc + \bigcirc + \bigcirc$
	$362 = \bigcirc + \bigcirc + \bigcirc$		$463 = \bigcirc + \bigcirc + \bigcirc$
	$362 = \bigcirc + \bigcirc + \bigcirc$		$622 = \bigcirc + \bigcirc + \bigcirc$
4	$297 = \bigcirc + \bigcirc + \bigcirc$	8	$622 = \bigcirc + \bigcirc + \bigcirc$
	$297 = \bigcirc + \bigcirc + \bigcirc$		$622 = \bigcirc + \bigcirc + \bigcirc$
	$297 = \bigcirc + \bigcirc + \bigcirc$		$885 = \bigcirc + \bigcirc + \bigcirc$
	$297 = \bigcirc + \bigcirc + \bigcirc$	9	$885 = \bigcirc + \bigcirc + \bigcirc$
	$297 = \bigcirc + \bigcirc + \bigcirc$		$885 = \bigcirc + \bigcirc + \bigcirc$
	$297 = \bigcirc + \bigcirc + \bigcirc$		$708 = \bigcirc + \bigcirc + \bigcirc$
	$297 = \bigcirc + \bigcirc + \bigcirc$	10	$708 = \bigcirc + \bigcirc + \bigcirc$
	$297 = \bigcirc + \bigcirc + \bigcirc$		$708 = \bigcirc + \bigcirc + \bigcirc$

## Equivalent Fractions

$$\frac{1}{2} = \frac{3}{6}$$

$$\frac{2}{6} = \frac{1}{3}$$

$$\frac{2}{8} = \frac{1}{4}$$

$$\frac{2}{5} = \frac{4}{10}$$

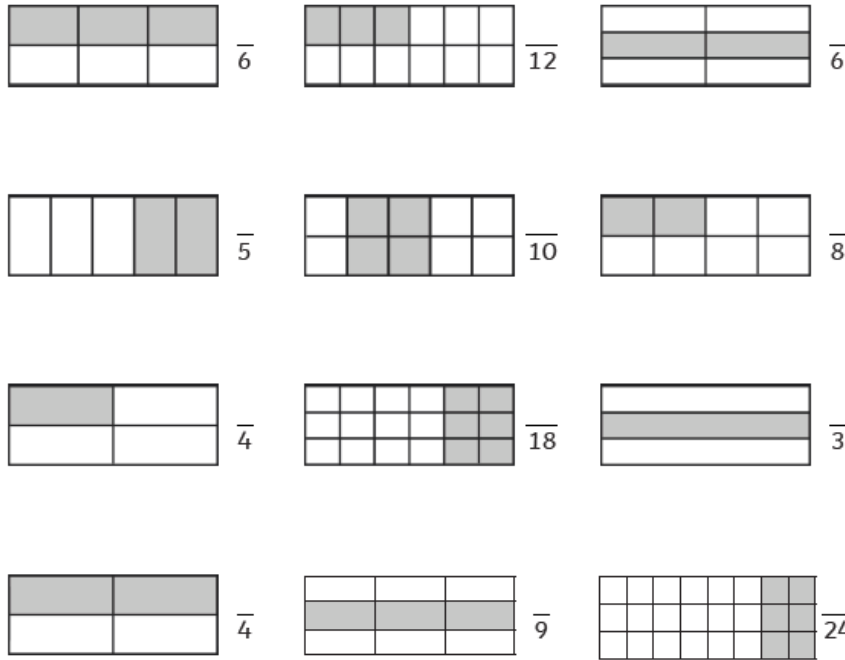
$$\frac{6}{18} = \frac{1}{3}$$

## Equivalent Fractions

These fractions are equivalent. The rectangles are the same. The amount shaded is equivalent.

$$\frac{3}{12} = \frac{1}{4}$$

Write in the fraction of each shaded amount. Then colour in each pair of equivalent fractions



### ART

Create a model of Willy Wonka's factory. You could use a shoe box or something similar to do a diorama or use your pencil to draw what the factory might be like both inside and outside.



### MUSIC

use your own percussion instruments that you might find at home eg spoons, pans, tins etc to create sound the factory machines might make while they are making Wonka bars.



IN THE NEWS. Try to keep yourself up to date with what is in the news. Think about being a news report on TV. Write a newspaper report that could be put into a daily newspaper.



### GEOGRAPHY

As you know chocolate beans are grown in rain forests. Research the different countries where they are grown.



### RE

We are coming up to Easter – a very important time of year for Catholics. Retell the Easter story, You could do this as a cartoon strip, as a picture book for a younger child or as a diary as if you were Jesus, or one of the other main character, Mary his Mother, Peter or Judas, or even Pontius Pilot. Write an Easter Poem telling me what Easter means to you.



## PE

make sure you are staying fit and healthy, if you cant go out you can still exercise, try these:  
practice step exercises use the bottom and next step up and walk up and down then as many times as you can in 5 minutes, do this many times a day.

Use 2 cans or beans or soup and practice some crunches to keep your arm muscles strong.

Put on your favourite song and dance around the house.

Help out with the house work, you can burn lots of calories off this way!

## Science

After Science week try some of the 'wow' investigations we did in school

Some suggestions are:

The balloon travelling on a string.

A bottle with warm water and yeast to blow up a balloon.

Dancing raisins

Melting chocolate in the microwave or with a bain marie of hot water – compare.

Alka Seltzer explosion

and of course the Mentos and coke but do this outside!