

Year 6 Work Pack 2



RE we are coming up to Easter it is a time to remember the last days of Jesus on Earth as a man and his death and resurrection. Try some of these tasks

1. Write a set of prayers one for Good Friday, a prayer of remembrance and thanks for Jesus sacrifice. One for Easter Sunday, a day of celebration and praise.
2. Retell the last few days and the story of Easter, making a book for the Year 2. Draw the pictures and illustrations to go with your text.




PE with Joe. This is a 30minute work out with Joe every day from 9am. If you miss the live workout all the workouts are on YouTube for you to catch up with when you are ready. Try and complete this everyday as well as going outside once a day to exercise.

Purple Mash

For these activities log onto your purple mash login.



From the home page visit Serial Mash. Sapphire
Read all 5 chapters of Serpents of the Nebula..



After each chapter there is an online multiple choice quiz.
You can complete the third and fourth challenge by reading the questions and answering them in your homework book.
Try also to complete the last activity, which is different for each chapter.




Film Seen



Read all 6 chapters of this book...a thrilling story that I think you will enjoy. Again answer the online multiple choice questions and complete the final activity for each chapter.



2animate go to home tools to find this
Watch the tutorial on how to create these animations. The world is your oyster.
Start by trying to draw a stick man walking across the page or a seed growing into a flower. Then be creative and tell me a story. Save it into our Year 6 folder on purple mash with your name and the title of the story!








In the Home tools/Maths, find the multiplication calculator.
This allows you to practice your times tables at your speed and which ever times tables you need to be working on.
Once you have clicked on the calculator there are 2 options. Only do to Assessment one when you are ready to test yourself...Good luck. Play this one every day!



Home Games Grammar games High flying.
Try any of the games in this level, or any of the levels to practice the grammar you know well... Each game has different levels within them to practice.

The challenging level is called Soaring Eagles.
I want you to try the first four games only.

 <p>#</p> <p>Soaring Eagle</p>	 <p>Synonyms</p> <p>there are 6 levels to work through, it tells you if you are correct or not and will give you a chance to correct your mistakes.</p>	 <p>Indigo Games. Is a challenging Active and Passive game against the clock. Decide if the sentence is active or passive and then change it to be the other.</p>	<p>Football Time</p> <p>More active and passive fun, it will tell you what your accuracy was in the time given.</p> 	 <p>In the Beginning</p> <p>A chance to look at cohesion and the devices that are used across paragraphs...a great challenge!</p>
---	--	--	--	--

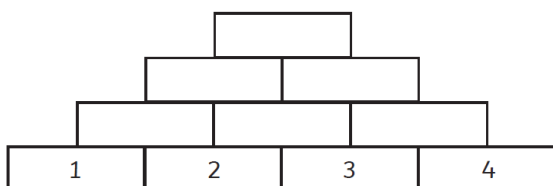
Maths

Use all the purple maths games to support the areas you need to work on. You have to keep your tables quick and fluent so use the multiplication calculator challenge above. The top score at school has been 138 correct answer in 2 minutes...this is a very stiff challenge see if you can beat your personal best each day. But there are a lot of other challenges you can undertake in the maths section. Try this website for some more basic maths skills practice

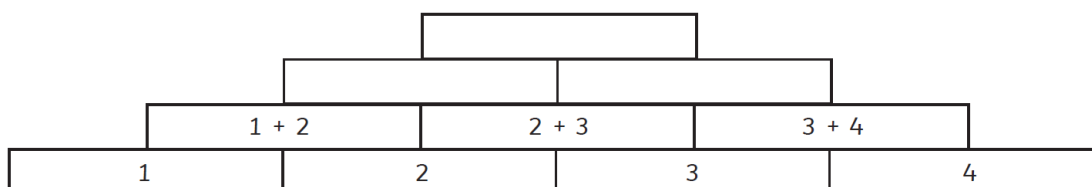
<https://www.mathschase.com/>



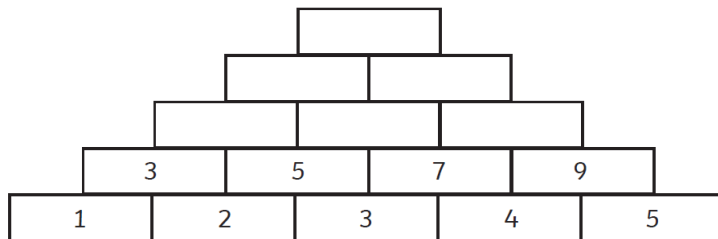
Place the numbers 1, 2, 3 and 4 in the bottom of a tower. Add the adjacent numbers to make the number above. What is the total at the top? _____



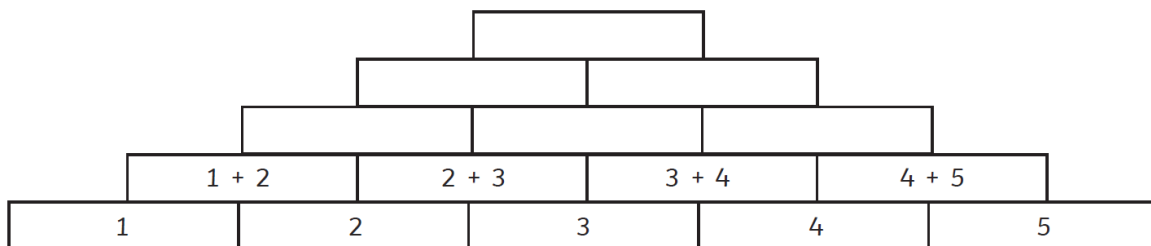
1. If you change the order of the numbers, do you get the same total at the top? Use the attached pyramid sheet to investigate.
2. What is the highest and lowest possible total at the top? _____
3. Try the numbers 2, 3, 4 and 5. What happens to the lowest and highest totals? Use the attached pyramid sheet to investigate. _____
4. What would the highest and lowest totals be for 3, 4, 5 and 6? Use the attached pyramid sheet to investigate. _____
5. By writing the sums in each box, write the sum for the total at the top.



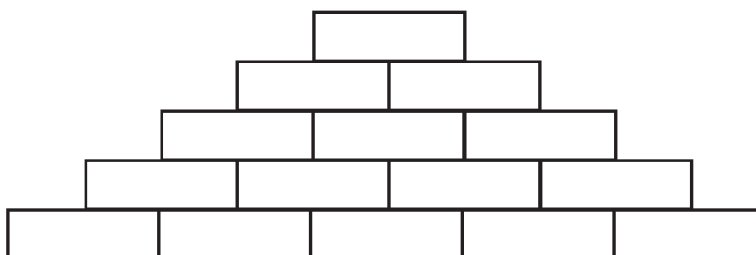
Place the numbers 1, 2, 3, 4 and 5 in the bottom of a tower. Add the adjacent numbers to make the number above. What is the total at the top? _____



1. If you change the order of the numbers, do you get the same total at the top? Use the attached pyramid sheet to investigate. _____
2. What is the highest and lowest possible total at the top? _____
3. Try the numbers 2, 3, 4, 5 and 6. What happens to the lowest and highest totals? Use the attached pyramid sheet to investigate. _____
4. What would the highest and lowest totals be for 3, 4, 5, 6 and 7? Use the attached pyramid sheet to investigate. _____
5. By writing the sums in each box, write the sum for the total at the top. _____



6. Replace the numbers in the bottom row with letters a, b, c, d and e. Find the formula for the sum at the top.

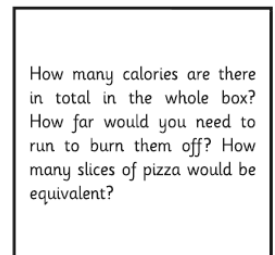
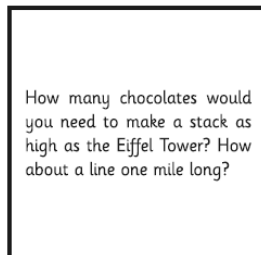





7. What would the formula be for different-sized towers?

Box of Chocolate Maths Investigations

Choose one of these suggestions to work through or think of your own investigation and complete it. Plan carefully to help you decide how to complete your investigation and be ready to demonstrate, explain and prove your findings.

One box of chocolates = infinite mathematical possibilities. What will you investigate?



Consecutive Numbers

Consecutive numbers are whole numbers that are next to each other, e.g. 6 and 7.

In each question, explain your answers as fully as possible, trying to show what patterns you have noticed and give reasons for the patterns.

Addition

Pick 2 consecutive numbers and add them together. Repeat with other pairs of consecutive numbers. Include your jottings in the box below.

For all three of these investigations try with many different sets of number, both single digit and double digit, triple digit numbers.

Explain what you find out each time.

What do you notice if you do these challenges with three consecutive numbers?

Subtraction

Find the difference between 2 consecutive numbers. Find the difference between other consecutive numbers. Include your jottings in the box below.

Multiplication

Take pairs of consecutive numbers and multiply them together. Include your jottings in the box below.



WRITING AND READING

For your writing each day start with this exercise: I am going to give you a selection of pictures, take one a day, write a selection of simple sentences for each. Then challenge yourself to improve the sentences and rewrite your paragraph using these up-leveiling techniques.

Extended Noun Phrases ie road long, winding, dusty road
Field luscious, green, fragrant field

Fronted adverbials (don't forget the comma!) Without warning,
In the blazing sun,
Over the eerie mountains,

Subordinating conjunction, remember these can sometimes be ported to the start of the sentence and the subordinating clause is identified with a comma.

They put their coats on **after the rain the started**. **After the rain started**, they put their coats on.

After although as before if since until when despite however

Embedded clause (vary the punctuation commas, dashes- brackets ()) always in a pair!

,who was only nine, (which was 100feet tall) - even though she was scared-

Don't forget the other ways to improve your sentences "Speech!" hyphenated words ruby-red
Colons and semi colons, FANBOYS coordinating conjunctions (the comma comes before) great vocabulary choices to match the picture. CHECK THE WRITING LIST from the last work pack





<https://youtu.be/6HfBbSUORvo>




use this link to watch this silent short story.

After you have watched it complete these tasks. Do one a day.

Write a newspaper story of the event

- Write interview questions for the lighthouse keeper, villagers and men from the boat. Then write up your interview.
- Write some dialogue for the film. Remember to use a colon after the speakers name, action in brackets. eg
Lighthouse keeper: (opening the window) where is all that noise coming from?
- create a story board of key events. And turn this into a cartoon strip
- Write a recount of the events. Choose a character to be and write it from their point of view.
- Re-write own version of the story where the problem is solved in a different way- remember to check it off against the Y6 writing check list.



Midas Touch

<https://www.literacyshed.com/the-myths-and-legends-shed.html>

After Easter we would be starting our Greek Topic. Midas and Dionysus were both Greek characters. Watch this clip, it has a modern-day twist to it where Midas rings the door bell of Dionysus. As in the original story Dionysus does grant Midas's request that everything he touches turns to gold. He then has an 'evil laugh' about it. –

- Why do you think he laughs this way?
- If you could have any wish granted what would it be?
- After you have watched the story, rewrite this myth in your own words, or create your own modern version of it.
- Write the next part of the story after two weeks what would be happening, he might be very rich but starving to death unable to eat. Start this next chapter with...Two weeks later
- This is the actual story of Midas from the ancient Greek story. Can you write a set of 10 questions for someone in your house to answer.

King Midas and the Golden Touch

Many years ago, there lived a king named Midas. King Midas had one little daughter whose name was Marigold. King Midas was extremely rich. It was said that he had more gold than any other king in the world. One room in his great castle was almost filled with gold treasures. Eventually, the King grew so fond of his gold that he loved it more than anything else in all the world. He even loved it more than his own daughter. His one great wish seemed to be for more and more gold.

One day while he was in his gold room admiring his gold, a beautiful fairy boy stood before him. The boy's face shone with a wonderful light and he had wings on his cap and feet. In his hand, he carried a strange looking wand and that also had wings.

"Midas, you are the richest man in the world," said the fairy, "There is no King who has so much gold as you."

"That may be," said the King. "As you see, I have this room full of gold, but I should like much more; for gold is the best and the most wonderful thing in the world. If I could have but one wish," said the King, "I would ask that everything I touch should turn to beautiful yellow gold." "Your wish shall be granted," said the fairy. "At sunrise tomorrow morning your slightest touch will turn everything into gold. But I warn you that your gift will not make you happy."

The next day King Midas awoke very early. He was eager to see if the fairy's promise had been kept. As soon as the sun arose, he tried the gift by touching the bed lightly with his hand. The bed turned to gold. The King soon felt hungry and went to eat his breakfast. When he raised a glass of clear water to drink, it became solid gold. Not a drop of water could pass his lips. The bread turned to gold in his hand. The meat was hard, yellow and shiny. Not a thing could he eat. All was gold, gold, gold.

•

His little daughter came running in from the garden. Of all living creatures, she was the dearest to him. He touched her with his lips. At once, the little girl was turned into a golden statue. A great fear crept into the King's heart, sweeping all the joy out of his life. In his grief, he called and called upon the fairy who had given him the gift of the golden touch. "O fairy," he begged, "take away this horrible golden gift! Take all my land. Take all my gold. Take everything, only give me back my little daughter."

In a moment the beautiful fairy was standing before him.

"Do you still think that gold is the greatest thing in the world?" asked the fairy.

"No! No!" cried the King. "I hate the very sight of it!"

"Are you sure that you no longer wish the golden touch?" asked the fairy.

"I have learned my lesson," said the King. "I no longer think gold the greatest thing in the world."

"Very well," said the fairy, "take this pitcher to the spring in the garden and fill it with water. Then sprinkle those things which you have touched and turned to gold."

The King took the pitcher and rushed to the spring. Running back, he first sprinkled the head of his dear little girl. Instantly, she became his own darling Marigold again and gave her a kiss. The King sprinkled the golden food and to his great joy it turned back to real bread and real butter.

Then he and his little daughter sat down to breakfast. How good the cold water tasted! How eagerly the hungry King ate the bread and butter, the meat, and all of the good food! The King hated his golden touch so much that he sprinkled even the chairs and the tables and everything else that the fairy's gift had turned to gold.

The Story of Icarus



King Minos was intrigued. He peered out of the window and watched as the boat drew closer. Ordinarily, he paid no attention to those entering or leaving Crete but the messenger had forewarned him: this man had been exiled from Athens yet all reports described him as a genius. It was rumoured that he had even fooled Hercules with his inventions. An idea sparked in the King's mind; maybe this man was the answer to all of his problems.

A short while after Daedalus had landed on the island of Crete, he was kneeling at the base of a large throne and vowing to become the King's master craftsman. "I require your skills," demanded the revered King. "There is a Minotaur who runs rampant around here. Despite our best efforts, we have been unable to contain it. I require you to build a maze that it will be unable to escape from."



Icarus nodded and the two began to beat their wings in unison. They rose higher and higher until the labyrinth was a mere speck below them. Daedalus looked at his son, who was soaring like an eagle, and felt proud. They had done it; they were free.



Looking upwards, Icarus realised that he was closer to the gods than any mortal had ever been.



Fascinated by this thought, he forgot his father's warning. He began to climb higher and higher until the heat became too much for the wax that held the feathers in place. With no feathers, Icarus began to spiral down towards the sea until he hit the surface with a crash and was never seen again.



Read this story of Icarus, and then answer these questions

1. Number the events in order 1-4 to show what happened.

	Icarus thinks about how close he is to his goals
	Theseus returns to Athens
	King Minos hears news of Daedalus's arrival
	Icarus and Daedalus begin to fly to freedom

2. Which of the following does Daedalus not use when creating the wings? (Choose one)

Wax Feathers String Wood

3. Look at the paragraph beginning **A stort while after...** Find and copy one word which means the same as **respected**.

4. Find 2 answers. Why did Daedalus choose to help Theseus?

5. Explain what happened when Icarus flew too close to the Sun.

6. write an argument explaining why it was wrong of Daedalus to agree to help Theseus

7. Imagine you are Icarus. What is going through your mind as the feathers begin to drop from your wings.

8. (3marks) Many Greek myths warn people not to think that they are gods. Do you think that this story is one of these myths? Yes or No?

Explain your answer

History and Geography

Look at the map of the world . find where you line and where the ancient Greeks would have lived. DO some research based on what Greece is like as a country. What is the climate like? Rain fall each month? Amount of sunlight? Capital city? Famous landmarks? Findlines of longitude and latitude, which direction would you travel in to get to Greece from England?

Create your own Greek fact file once you have found this information. Present it in a way that will help next years Year 6 learn about this amazing country.



<https://www.bbc.co.uk/bitesize/topics/z87tn39>


BBC bitesize Ancient Greeks there are 7 learners guides in the Ancient Greek part of BBC bitezie. Take 2 days per section. Do as much other research as you can around each section.

Day one read the information and take notes. Day 2 add more information into your Greek Fact File from above. Remember to add images and be as creative as you can with the presentation, including all the key facts and details.

There are also 3 video clips to watch, one about Greek theatre-this will be important for the next set of learning activities. One video is about what the Greeks have done for us, and lastly there is a film to watch about the role of women in Ancient Greece, very different to the way we see women today.








Who were the Ancient Greeks?
Find out about all the important
cities and the different things they
were famous for.



How did the Olympic Games begin? >

Learn how the Olympic Games began over 2,700 years ago! Find out what events were at the ancient Olympics.

	<p><u>What was it like to live in an ancient Greek family? ></u></p> <p>What was everyday life like in ancient Greece? Find out about family life, entertainment, food and fashion.</p>	
	<p>Who were the ancient Greek gods and heroes ></p> <p>The Greeks believed in many gods and goddesses. Find out about their gods and the stories told about them.</p>	
	<p>The ancient Greeks at war ></p> <p>Learn about ancient Greek soldiers, the Spartan soldier state and read about famous Greek battles.</p>	
	<p><u>What do we know about ancient Greek culture? ></u></p> <p>Find out what ancient Greek theatre was like and learn about different ancient Greek festivals and art</p>	
	<p><u>How did the ancient Greeks change the world? ></u></p> <p>What did the ancient Greeks do for us? Find out about some ancient Greek inventions that are still used today!</p>	