

Happy new year!!!!

Good morning class 2! Well we find ourselves in this strange situation once again. I must admit I feel very sad having to write this again. I miss all of your little smiley faces so much already, but with these silly little bugs out there we must stay safe and continue to protect each other.

I will be sending out fortnightly working packs for you to complete at home. Please send in your work from home so I can check how you're doing.

I hope you all had a lovely Christmas, albeit a little strange this year.

I look forward to hearing from you. Take care.

Lots of love
Miss Williams



RE.

The Good News



Jairus' Daughter

Jesus brought the good news of God's love and forgiveness. He healed the sick, raised the dead, fed the hungry and forgave people.


This is a story of a time when Jesus changed sadness to joy.

Jairus was an important man in town. People had never seen him in such a hurry before. All he could think of was that his little girl was dying. The doctors could do nothing for her.

"Let me through!" He shouted to the crowd.
"I must see Jesus."

He knelt before Jesus saying, "Please, Jesus, come and heal my daughter - she is dying."

Jesus said, "Yes I will come now. Show me the way," and he set off behind Jairus.



Before they reached the house a messenger told Jairus that his daughter was dead.

But Jesus said:
"Jairus, don't be afraid, just believe in me."

When they got to the house all the neighbours were outside. Some of them were crying. Jesus told them not to be upset.






Jesus took Jairus and his wife into the girl's bedroom, and his close friends Peter, James and John came too.

He bent over the little girl and said: "Little girl, get up". The little girl opened her eyes, smiled and stood up.



Things to do...

1. Imagine you are Jairus and the person next to you is a friend living in the next town. Act out the telephone conversation between you and your friend as you explain what happened.
2. On a sheet of paper describe what happened in the story about Jairus' daughter.

	What they did	How they felt
 Father		
 Mother		
 Daughter		
 Neighbours		
 Jesus		

3. If you had the chance to meet the little girl, what would you say to her?
4. Think of all of the people you know who are ill or need support and make a 'Prayer Service' for them. You could begin like this:

Dear Jesus,
We ask you to
remember
and who are ill
and need your help.
Give them peace and
happiness.
Lord hear us...



Dear Jesus,
We ask you to remember and
who have died.
Please take them to your heavenly home forever.
Lord hear us...

Reading

Chapter 1- Week 1
Chapter 2- Week 2

There are also online quizzes on purple mash which maths these reading comprehensions.

Your child will need to log on and click on the serial mash logo. Then click on the diamonds section and you will find a selection of books suitable for your child.

Watch out! River Running Wild is located here.

Watch out! River Running Wild Chapter 1



Lilly sat gazing out of her bedroom window, she just could not wait. She had been waiting for days, ever since the summer holidays had started and today was going to be the day!

Lilly was going to stay with her cousin Sky who lived on a farm quite a long way from Lilly's house, so she didn't see her very much. Sky was also Lilly's best friend and she loved to spend time with her having sleepovers and days out. This time it was going to be even better, this time, Lilly was going to stay with Sky for a whole week, one whole week with her best friend!

"Are you ready Lilly?" came a voice from downstairs.



"Summer will soon be here; get your bags and come down. We can look out for her van from the front window."

It was Lilly's Mum; she had been busy all morning packing things into Lilly's little suitcase and trying hard not to think about how much she was going to miss Lilly for the next week. The house was going to be quiet; everyone would be going out to work, but Lilly wouldn't be there. Even Lilly's big brother Rick was going to miss taking her to her Trekkers group on Friday night.

Lilly ran downstairs as fast as she could, carrying her backpack with all her favourite things inside. A little suitcase on wheels stood by the front door. It was the suitcase that Lilly always took with her when they all went on holiday, but this time Lilly was going on her own. She felt very grown up as she put her little unicorn backpack down by the side of the suitcase.

"I think I can see the van," Lilly's mum shouted from the front window. Lilly opened the front door as fast as she could. Yes, it was Summer, Sky's big sister, pulling up outside their house in her big blue van.

Lilly stood waiting at the front door, she loved Summer, she was great fun. Summer was Sky's big sister. Lilly only had a big brother; she didn't have a big sister like Sky did, and she was going to spend the journey to the farm with her all by herself.

"Hello Lilly," shouted Summer as she jumped out of the van.

"Are you ready for your holiday on the farm?"

"I can't wait," yelled Lilly at the top of her voice running towards the big blue van with her backpack.

Summer grabbed hold of Lilly and gave her a big hug. She took Lilly's backpack and dropped it onto the front seat of the van then they both headed back towards the house to say goodbye to Lilly's mum.

Mum was getting ready to go to work; she was pleased to be keeping busy. She was really going to miss Lilly.

"I'll pick you up at the Farmers' show next weekend," she said.



"Are you sure that you have got everything in your backpack, all the things that were on your bed?" Lilly smiled and rolled her eyes.

"Yes Mum, I've got everything," said Lilly as she gave her mum a big hug then ran towards the van pulling her little suitcase behind her.

"Don't worry Grace," said Summer with a big smile.

"There's going to be so much for her to do there won't be time for her to think about anything, it will be the weekend before you know it!"

Lilly's mum, Grace, smiled at Summer. She knew that Lilly would have a wonderful time on the farm but one whole week was the longest that Lilly had ever been away from home for, was Lilly going to be ok?

What would you pack?



If you were going away to stay with your friend for a week
what would you pack to take with you?

Write a list of all the things you would take with you for the
week.



Make a new word by adding **ing** to the words in the list.

This is one to show you how

open + ing = opening

Write the new words that you have made

word		new word
pack	+ ing	
spend	+ ing	
try	+ ing	
carry	+ ing	
wait	+ ing	

Can you find four more words that end with **ing**?

1.....

3.....

2.....

4.....

Can you write a sentence for each of these words?

1. shouting 2. jumping 3. keeping 4. pulling

1.

2.

3.

4.

Change the tense



Write the sentences below in the past tense

1. Lilly **is** going to stay with her cousin Sky who **lives** on a farm.

.....

.....

2. Lilly's Mum **has** been busy all morning packing things into Lilly's little suitcase.

.....

3. Lilly always **takes** the same suitcase on holiday.

.....

.....

4. Lilly **stands** waiting at the front door for Summer.

.....

5. Summer **grabs** hold of Lilly and **gives** her a big hug.

.....

6. Mum **is** getting ready to go to work; she **is** pleased to be keeping busy.

.....

.....

Watch out! River Running Wild

Chapter 2



It was a long drive to the farm, but Summer made the journey lots of fun. They played 'look out' games where they had to look out for different things on the roads and in the fields. They played some of Summer's favourite music and sang along to some of Lilly's favourite songs and they even stopped for a picnic and a piece of Aunty Jan's homemade cake, which was always the best. Aunty Jan was Sky's mum and she made the best cake ever. Lilly was in for some treats on her holiday! Sky's mum and dad were both farmers. Sky's mum looked after the sheep and her dad looked after the cows, but Sky had ponies, dogs and cats, hens and geese and there were



always lots of other animals around to play with too. Lilly couldn't wait.

"Will you be busy at work this week Summer?" asked Lilly trying to sound very grown up as Summer drove the last few miles towards the farm.

"Oh no," said Summer with a big smile,

"I've got a week off to help on the farm. We have a very special weekend next weekend, it's the Farmers' Show. So, we'll all have a busy week this week, but I'll leave Sky to tell you all about that later."

Lilly sat back in her seat and looked out of the window, the week was starting to look even better. Summer was going to be there too, and they were getting ready for the Farmers' Show, whatever that was. She couldn't wait to hear all about it later. Just then Summer turned the corner up a long, bumpy track. Lilly recognised the track, it was the track to the farmhouse, they were nearly there!

"Not far now," said Summer grinning at Lilly. Lilly sat forward in her seat, she could just see Sky stood at the front door of the farmhouse bouncing up and down and waving frantically at the big blue van. Summer stopped the van as Sky ran towards it pulling at the door.

"Slow down Sky, let Lilly get out first," shouted Summer through the van window.

It wasn't long before the van door flung open and the two girls started giggling and laughing as Lilly tried to climb out of the big blue van.

"Hello Lilly," shouted Auntie Jan as she walked down from the fields.

"Uncle Joe is out with the cows in the field, get your wellies on and we'll go and find him."

There was no time to waste, Summer took Lilly's bags inside as Sky helped Lilly to find all her old clothes and wellies.

"We've got a really busy week this week," said Sky, "I'll tell you all about it later," she shouted as she ran off towards the farmyard.



Just then Aunty Jan arrived, "Jump on," she shouted as she sat waiting on a big green quadbike. She passed the girls two little helmets to wear as they jumped onto the back seats and sped across the fields.

Uncle Joe was out in the fields with the cows he waved and shouted "Hello" as the quadbike came to a halt. "Good to see you have come to help us Lilly," called Uncle Joe. "It's a really busy week on the farm, can't stop, I'll tell you all about it later," he shouted.

"Jump on," said Aunty Jan to Bess their sheep dog as she turned and patted the seat behind her. Bess crawled in between the two girls and lay across their feet looking very tired. She was an old dog and she still loved helping with the sheep, but she needed lots of rest too. Aunty Jan raced across the field and with the help of Bess

they had soon rounded up the sheep and moved them from one field and into the next.

"Mum's going to do the sheep dog trials at the Farmers' Show next weekend, I'll tell you all about it later," said Sky. Lilly couldn't wait for later, everyone kept saying they would tell her about everything later. When was that going to be? Just then Aunty Jan pulled up in the farmyard, jumped off the quadbike and took out her mobile phone.

"Well, we are going to have a busy week, girls," she smiled looking at her text messages.

"We're going to have another visitor," she shouted as she ran towards the farmhouse.

"Can't stop, I'll tell you about it later!"

Bake a cake



Lilly's Aunty Jan baked the best cakes ever.

If you could bake a cake with any of your favourite things in it, what would you put into your cake?

Write your list of favourite things.

Missing words



Choose the right word from the word list below to finish the sentences.

Number 1 has been done to help you

turned	bouncing
laughing	waiting
played ✓	looked
helping	

1. Lilly and Summer some of Summer's favourite music.

2. Lilly sat back in her seat and out of the window.

3. Just then Summer the corner up a long, bumpy track.

4. Sky stood at the front door of the farmhouse up and down.

5. The two girls started giggling and as Lilly tried to climb out of the big blue van.

6. Aunty Jan sat on a big green quadbike.

7. Bess was an old dog, but she still loved with the sheep.

Missing punctuation



Read part of the story below.

There are 4 missing full stops, 13 missing CAPITAL LETTERS and 8 commas.

Can you add them to the story?

lilly sat back in her seat and looked out of the window the week was starting to look even better summer was going to be there too and they were getting ready for the farmers' show whatever that was she couldn't wait to hear all about it later just then summer turned the corner up a long bumpy track lilly recognised the track it was the track to the farmhouse **they were nearly there!**

"not far now" said summer grinning at lilly lilly sat forward in her seat she could just see sky stood at the front door of the farmhouse bouncing up and down and waving frantically at the big blue van

English



Task 1 – Word types

To organise different words into four groups. Use these subheading to help you...

nouns / adjectives / verbs / adverbs

cottage	slowly	mean	thoroughly
colourful	pen	gently	push
run	picked	trainers	gorgeous

Challenge – Can you think of any of your own examples and put these words into sentences?

Task 2 – Adjectives

To organise the adjectives into the two categories;

Appearance / Personality

thin legs	nasty	horrible	bright clothes
kind	blue eyes	sweet	gentle
large ears	caring	sharp teeth	furry tail

Challenge – Can you think of any of your own examples and put these examples into your own sentences?

Task 3 – Adjectives and noun phrases

Meet the Beast. Use adjectives, noun phrases or similes to describe the Beast. Use these subheadings to organise your plan and your description.

Appearance / Personality / Likes / Dislikes



Top tip – a noun phrase is an adjective and a noun.

Task 4 – Story setting

To create and describe the Beast's castle using adjectives, noun phrases and similes. Here are some examples of some noun phrases...

colourful windows / oak doors / pointy roofs

Top tip – an adjective describes the noun.



Task 5 – Story writing

To re-write a three part story of your choice with a beginning, middle and end. Some stories that you could choose might include; Beauty and the Beast, Snow White and the Seven Dwarfs or Rapunzel.

Challenge – To mix up your own fairy tale story by putting different fairy tale characters together and recreating your own story.

Task 6 – Instructions

To write a set of instructions to help the Beast turn back into a prince. You should use numbers, time conjunctions and imperative verbs (mix/stir/shake/roll) in your instructions. Use as many disgusting or nice ingredients as you like.



Top tip – Instructions tell a reader how to make or bake something.

Task 7 – Play script

To write a play script or to write a scene from the story 'Beauty and the Beast'. Remember that a play script is used by actors to remember their lines. Here is an example of how a play script is set out...

Beast: Get out of my castle!

Belle: I need to find my father.
(Belle searches the castle dungeon.)

Top tip – The dialogue tells the actors what to say.

Task 8 – Rhyming words

To create a list of rhyming words using the sound examples below.

aw (straw)	ar (car)	dge (judge)	ch (church)
ng (sting)	oy (toy)	oi (spoil)	qu (quiz)

Task 9 – Rhyming couplets

Use these words to create your own rhyming couplets. Remember that the last word in each line needs to rhyme. Here is an example...

They could not start the **car**,
Because they were looking at as **star**.

Task 10 – Acrostic poem

The first letter in each line should spell a word. Here is an example of an acrostic poem...

Makes me feel better
Only thinks of others
Takes me to get ice cream
Helps me with my homework
Every day is there for me
Ready to give a hug

Challenge – Can you create an acrostic poem using a word of your choice?

Mathematics



Task 1 – Partitioning and recombining

To partition (pull apart) and recombine (put back together) two-digit numbers and three-digit numbers of your choice.



66	16	60	24	42	20	40
36	30	63	60	11	99	49


Task 2 – Partitioning and recombining

To match calculations, digits and words for two-digit numbers and three-digit numbers. You could draw your own numbers and match the calculations to your numbers.



Task 3 – Size of numbers

To organise numbers and calculations using these three symbols; < (is less than) > (is greater than) and = (is equal to). You could use these three symbols and organise your own numbers or calculations.



3 + 7	30 + 20	60 - 40	5 + 5	3 x 5	6 + 6	17 + 5
12 ÷ 2	30 - 15	100 ÷ 10	50 + 15	50 - 10 - 10	5 x 10	67 + 2

Task 4 – Number bonds to 20

Can you use the numbers below to make the total 20?

13	15	10	0	8	6	5
10	7	20	14	12	15	11

Task 5 – Number bonds to 100

Can you use the numbers below to make the total 100 using multiples of ten?

30	0	10	80	40	60
100	70	20	90	50	50

Task 6 – Addition and subtraction - Relationships

Can you find the three numbers that have a relationship using addition and subtraction? Remember that you can write four calculations using these numbers. Here is an example...

- 3 7 10**
1. $3 + 7 = 10$
 2. $7 + 3 = 10$
 3. $10 - 3 = 7$
 4. $10 - 7 = 3$

10	6	50	4	20	32	28
30	80	20	20	100	8	40
16	4	23	5	27	20	8

Top tip – The position of the biggest number never changes.

Task 7 – Multiplication and division - Relationships

Can you find the three numbers that have a relationship using multiplication and division? Remember that you can write four calculations using these numbers. Here is an example...

3 5 15

1. $3 \times 5 = 15$
2. $5 \times 3 = 15$
3. $15 \div 3 = 5$
4. $15 \div 5 = 3$

3	3	10	6	12	30	20
10	4	2	5	20	40	10
7	12	2	4	6	60	4

Top tip – The position of the biggest number never changes.

Task – Addition and subtraction

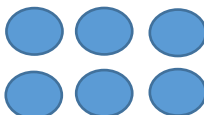
To add and subtract one and two-digit numbers. Choose numbers from the box below to create your own calculations. You could use your own numbers if you like.

50	20	74	41	80	42	19
7	22	15	36	6	24	9
13	55	12	64	21	30	4

Task 9 – Multiplication and division

To create and solve division and multiplication calculations. You could create your own division and multiplication calculations and solve them using drawings or methods (grouping and arrays) or you could share out some cherries onto cakes or any other examples you can think of.

$$2 \times 3 = 6$$



$$6 \div 3 = 2$$



4	5	20	2	8	16
3	10	30	2	5	10

Top tip – the groups have to be the same size (equal).

Task 10 – Shape

To go on a shape hunt and to find and name as many 2D and 3D shapes as you can find. To create a drawing or building using different 2D and 3D shapes.

Top tip – 2D shapes are flat and 3D shapes are solid.

Times Tables

Task 1

Can you practice counting forwards and backwards in 2s, 5s and 10s?

2x tables – 0, 2, 4, 6, 8, 10, 12, 14, 16, 18, 20, 22, 24

5x tables – 0, 5, 10, 15, 20, 25, 30, 35, 40, 45, 50, 55, 60

10x tables – 0, 10, 20, 30, 40, 50, 60, 70, 80, 90, 100, 110, 120

Change these groups into times tables facts.

		= <u> </u> x <u> </u> = <u> </u>
		= <u> </u> x <u> </u> = <u> </u>
		= <u> </u> x <u> </u> = <u> </u>
		= <u> </u> x <u> </u> = <u> </u>
		= <u> </u> x <u> </u> = <u> </u>
		= <u> </u> x <u> </u> = <u> </u>
		= <u> </u> x <u> </u> = <u> </u>
		= <u> </u> x <u> </u> = <u> </u>

Science



Task 1 – Materials

To go on a material hunt and to list all of the materials that you can find; either inside your house or in the garden. Here are some materials for you to try and find...

metal	wood	plastic
copper	gold	glass
cotton	wool	stone

You could then organise your materials or objects into two categories:

Natural materials / Man-made materials

Top tip – Man-made materials are made and not found naturally.

Task 2 – Materials

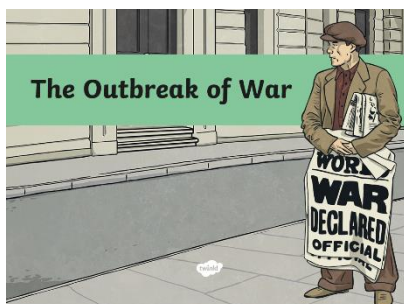
Investigation – What material will let the most amount of light through?

Can you test different materials to find out what materials lets light through? To do this you will need to use a torch and shine it through different types of material.

Top tip – You can only change one variable to make it a fair test (this is your type of material).

History

WW2



The Outbreak of World War II



What do you already know about World War II?

Look at the information below.


Why is this information important? Discuss with your partner.

- September 1939 – September 1945
- Adolf Hitler – Leader of Germany
- German soldiers invaded Poland (1st September, 1939)
- Britain and France declared war on Germany (3rd September, 1939)



This information can help us to explain how World War II started.

World War II lasted from September 1939 until September 1945. On 1st September 1939, Adolf Hitler, who was the leader of Germany, sent his soldiers to invade Poland because he wanted to claim more land for Germany. Britain and France said they would help Poland if they were invaded, so on 3rd September they declared war on Germany.



Carry out some of your own research into how WW2 began and create a mind map, using the template below.

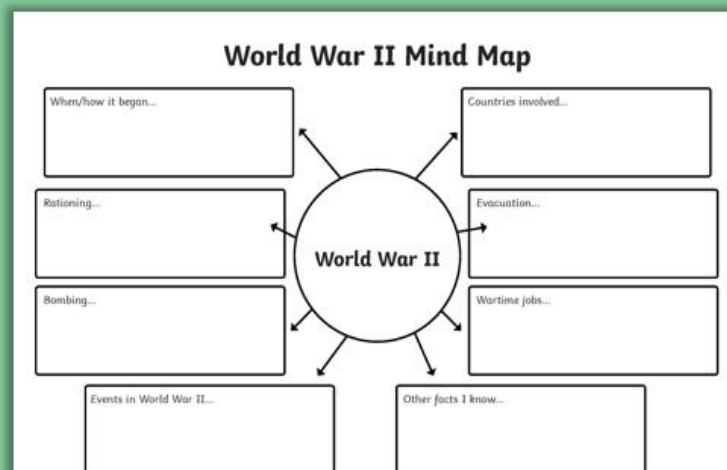
Mind Map



What have you learnt about World War II?

What would you like to find out more about?

Record your thoughts and questions in the different boxes on your **World War II Mind Map Activity Sheet**.



ICT



Task 1 – Reading activity

1. Click on the box 'Serial Mash'
2. Click on 'Diamonds'
3. Click on 'Wolf's New Friends'

To read the 5 chapters of 'Wolf's New Friends' and to complete the activities:

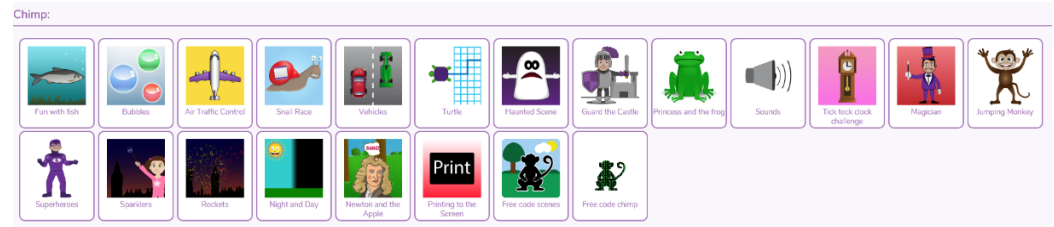
quiz / missing words / joining words / GPS activities

The chapters and activities are to be spread out over the weeks

Task 2 – Computing activity

1. Click on the box 'Computing'
2. Click on '2code'
3. Click on 'Chimp' activities

To complete the 'chimp' activities for coding – The first activity should be called 'Fun with fish'.



To complete one coding activity each day.

Task 3 – Games

1. Click on the box 'Games'
2. Click on 'Fractonio's Pizzeria'
3. Click on 'Chimp' activities

To help to create different pizzas for the pizzeria.

P.E, Games and activities



Game 1 – Games from around the world

Pilolo – from Ghana


Pilolo is a hiding game using sticks, stones, coins or other small items. One person hides the objects. It's then a race for all the other players to find one of the hidden items and get back to the finish line first. You need quick eyes and quick feet for this game.



Game 2 – Games from around the world

Statues – from Greece

One child is 'it' and stands in the centre of a large space, counting loudly. The other players walk around waiting for that person to shout, 'statue'. When they hear this word, the players freeze like statues. Anyone who is moving is out. Then, the person who is 'it' tries to make the others laugh or move. The last player remaining as still as a statue is the winner and becomes the new 'it'. This game can be great for practising your balance if you are standing in an awkward position.



Art





Task 1 – Impressionism

To research different artists that were famous for painting using impressionism. Here are some artists that you could research and find out what art work they created:

Claude Monet / Vincent Van Gogh / Pierre-Auguste Renoir

Task 2 – Impressionism

To recreate a famous piece of impressionism art.



Challenge – To paint your picture of a sunset.

Task 3 – Drawing an animal

To follow the 6 steps to draw a lion.



Step 1: First, draw the snout along with the nose and mouth

Step 2: Next, draw the eye and mane

Step 3: Draw the ear and mane patterns



Step 4: Draw the back

Step 5: Draw the legs and the body

Step 6: Draw the rest of the legs and add the tail

PSHE



Task 1 – Friendships

To write down all the qualities that you look for in a friend. An example of a quality might be **friendly**. You could draw a picture of a friend and write down all of the good qualities in one colour and all of the negative qualities in another colour. For example **selfish** could be a negative quality.



Task 2 – Friendships

To create a friendship potion (How to make the perfect friend) using the good qualities that you have listed and remember to use your features of instructional writing. Here

Time conjunctions – First, Then, Next, After that, Finally

Imperative verbs – mix, stir, sprinkle, push, roll, pour

Adverbs – quickly, slowly, carefully, gently, calmly



Task 3 – Friendships

You could then create your friendship potion using different coloured liquids. You could use your skills as a scientist here and think about the density of liquids (liquids that will be at the bottom and liquids that will sit at the top).