

## Year 6 Learning Pack Week beginning 6.1.21



Our Topic work this term is based around Space and our Planet, we have so much exciting learning to do. I will put a lot of activities for you to complete in this pack and will send you some challenges to you as we go through each week. Do as much as you can. Remember to read every day, practice your times tables and the divisions that go with them, every day and you will be on the way to taking your learning to...infinity and beyond.

Try and do something from the pack every day to keep your Year 6 skills sharp!

There are lots of old SAT papers and the mark schemes for you to practise on too. Click on this link to find them.

[Past SAT papers and mark scheme](#)

RE	LO:	the cost of commitment	
	I can	identify the life of a priest who become involved in politics.	
	I know	about some people who have been persecuted for speaking out about injustice.	
	I understand	the exploitation and repression of people at the hands of the government and the military.	



## A Price to Pay



Know about some people who have been persecuted for speaking out about injustice.  
Reflect on the cost of commitment.

### Oscar Romero (1917-1980)

Oscar Romero lived in El Salvador in Central America. He was ordained a priest in 1942 and became the Archbishop in 1977.



- He was aware that the wealth of the country was in the hands of a small number of families.
- He saw that the vast majority of people lived in great poverty.
- He knew that the poor lived in hovels made of cardboard and corrugated sheeting, without running water or electricity.

In 1979, the Revolutionary Government Junta gained power. They were ruthless in their treatment of the poor. Basic human rights were ignored as the army carried out a brutal regime against the civilian population. Hundreds of people



disappeared, were beaten, imprisoned without trial or killed. Priests and nuns were tortured and murdered for showing sympathy for the poor. Archbishop Romero spoke out on behalf of the people. Even though public meetings were forbidden, he encouraged public

demonstrations. He demanded explanations from the government about the murder of certain priests. He called on Church leaders to become the voice of the poor. He said:

*"The world that the Church must serve is the world of the poor.  
Persecution of the Church is the result of defending the poor".*

It was very clear to all that the Archbishop was on the side of the poor and those suffering injustice. He even opened his own official residence to the refugees and those hunted for doing good. He allowed a radio station to be set up in the office of the cathedral. It broadcast reports of the unjust actions of the government and the powerful wealthy class.



Each Sunday, huge crowds gathered for the Mass celebrated by the Archbishop and his sermon was broadcast on the radio. The government and the military were extremely worried. This Archbishop was preaching about the rights of the poor.

Archbishop Romero had known for some time that his life was in danger. About two months before his death he wrote in a Mexican newspaper:

*"My life has been threatened many times. I have to confess that, as a Christian, I don't believe in death without resurrection..."*



*As a shepherd, I am obliged to give my life for those I love, for the entire Salvadorian people, including those who threaten to assassinate me."*

Archbishop Romero was murdered in March 1980 as he was celebrating Mass. At the consecration, a shot rang out and he was killed instantly. The spirit of Oscar Romero lives on today in the Salvadorian people: they continue to struggle against injustice and oppression as he did. His courage and determination continue to be a source of strength and hope for all. Archbishop Romero was beatified on 23 May 2015.

#### Activities

1. Make a 'Fact File' on Archbishop Oscar Romero.
2. a) Why did Oscar Romero challenge the Government?  
b) What did he do?  
c) He knew his life was in danger. Was he right to risk it?  
Give thoughtful reasons for your answer.




Tips on how to make a fact file  
Include:

Portrait of Oscar Romero

Full name:  
Date of birth:  
Place of birth:  
Famous for :

Who was Oscar Romero?

	<p>Oscar Romero's life:</p> <p>Interesting information about Oscar Romero:</p>
	<div data-bbox="486 371 1497 622"> <div data-bbox="497 398 539 546">Activities</div> <div data-bbox="564 394 1257 609"> <p>1. Make a 'Fact File' on Archbishop Oscar Romero.</p> <p>2. a) Why did Oscar Romero challenge the Government?  b) What did he do?  c) He knew his life was in danger. Was he right to risk it?  Give thoughtful reasons for your answer.</p> </div> <div data-bbox="1289 450 1453 609">  </div> </div> <p>Now think about question two in this activity? Remember to give thoughtful reasons for your answer.</p>

## Martin Luther King (1929 – 1968)

Martin Luther King was a black Baptist minister. He was a prophetic voice for all the black people in America who were being treated as second-class citizens. He dreamed of a better world and worked hard to create it. As a Christian, he saw his work as a mission from God.



In many southern states of the USA, black Americans were segregated (kept apart) from white people. They had to go to separate schools, sit in different parts of buses and restaurants, use different toilets and water fountains. Many black people did not have the right to vote.

### Pause to discuss



What did Jesus say about the way we should treat others that would have inspired Martin Luther King?



## Civil Rights

Martin Luther King led a civil rights movement to change these injustices regarding sectarianism. Thousands of people, black and white, young and old, joined him in protest marches and suffered the violence that was used against them. They were beaten and kicked, had police dogs and fire hoses turned on them. Many were arrested and put in prison. Martin Luther King told his supporters to stand up for what was right. However, no matter what happened, they were never to use violence. He reminded them of what Jesus said:

*"Love your enemies. Bless those who curse you.  
Pray for those who treat you badly."*





In 1963, Martin Luther King led a march to Washington DC demanding freedom and jobs.

A vast crowd heard his most inspiring speech:

*"I have a dream that one day men will rise up  
and come to see that they are made to live together as brothers."*





	<div data-bbox="523 224 1316 392"> <p><i>I still have a dream this morning that one day every Negro in this country, every coloured person in the world, will be judged on the basis of the content of his character rather than on the colour of his skin, and every man will respect the dignity and worth of human personality.</i></p> </div> <div data-bbox="523 425 997 526"> <p><i>I still have a dream today that one day justice will roll down like water and righteousness like a mighty stream.</i></p> </div> <div data-bbox="1133 414 1364 571">  </div> <div data-bbox="534 571 614 739">  </div> <div data-bbox="654 560 1348 750"> <p>The struggle for civil rights was successful. Segregation was made illegal. Black people won the right to vote. The laws changed but some people still had hatred in their hearts. Martin Luther King was shot and killed by a white racist in 1968. He gave his life in the struggle for equality. His birthday on 15 January is now a public holiday in the United States.</p> </div> <div data-bbox="486 840 518 963"> <p>Activities</p> </div> <div data-bbox="542 840 1013 963"> <p>1. Draw a dream cloud and write your own dream about 'justice' starting with Martin Luther King's words 'I have a dream...'</p> </div> <div data-bbox="1053 828 1173 1019">  </div> <div data-bbox="686 1086 1364 1131"> <p><b>Make this into a powerful poster.</b></p> </div> <div data-bbox="502 1153 1436 1220"> <p>2. Discuss how Martin Luther King's faith and courage changed the lives of many.</p> </div> <div data-bbox="534 1232 654 1265"> <p>Mention:</p> </div> <div data-bbox="534 1265 1220 1456"> <ul style="list-style-type: none"> <li>• his religious beliefs,</li> <li>• the courage he showed,</li> <li>• the unjust situations and how he responded to them,</li> <li>• how the situation for black people has now changed.</li> </ul> </div> <div data-bbox="1236 1243 1460 1444">  </div> <div data-bbox="502 1489 1396 1534"> <p>3. In the world today there are still situations of conflict and injustice.</p> </div> <div data-bbox="534 1534 1404 1736"> <ol style="list-style-type: none"> <li>Reflect on the faith, hope, love and courage of Oscar Romero and Martin Luther King.</li> <li>Choose a situation of conflict or injustice. Explain what it is.</li> <li>Give examples of how you think either Oscar Romero or Martin Luther King would act if they were here today.</li> </ol> </div> <div data-bbox="486 1758 1524 1825"> <p>Try to compare Oscar Romero and Martin Luther King Key vocabulary: justice, injustice, truth, fairness, right, compassion, reconciliation,</p> </div>
<p>BOOKFEST SPRING 2021</p>	<p>I am including our Bookfest Book list for this term. When we are back together you will be able to use the school books, but I know some of you are super keen to get going on our new selection. So here is the list. If you have these at home and want to start this terms challenge, let me know when you have finished them and I will send you the questions from each book...happy reading!</p>

				
	ISBN 1-84428-659-2	ISBN 1-4052-0948-8	ISBN 978-0-19-830610-8	ISBN 978-0-552-55167-0
				
	ISBN 978-0-330-44086-8	ISBN 987-1-78344-266-9	ISBN 978-0-19-273344-3	ISBN 978-1-4063-8641-7

## READING




On Purple Mash in the serial mash section in **Sapphires**, you will find the books that we will be working.

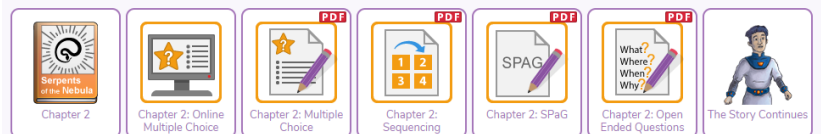
For this first 2 weeks we will be working on **'The Serpents of Nebula'**. This is a spaced based story that I think you will enjoy.

There are 5 chapters and then some activities to do with each chapter. If you aim to read the chapter one day and then complete the work the next and keep working through the book like that we should be finished the book by the end of this two-week learning pack. You can email your answers to me if you like, but I look forward to reading everyone's poems after chapter 1, story ideas after chapter 2, play scripts after chapter 3, character profiles after chapter 4 and book reviews next Friday. If you are working in a book and not online, then email me a picture of your work.

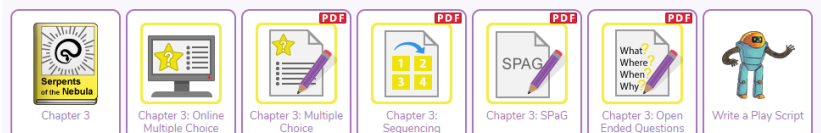
### Chapter 1:










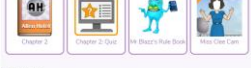








### Chapter 2:



### Chapter 3:



	<p>Chapter 4:</p>  <p>Chapter 5:</p>  <p>If you are finding this story to tricky then try one of these. If these take a bit longer to get through that is fine. I would still like you to send me the end of chapter tasks.</p>		
	<div> <div> <p><b>‘Magic in the Moonlight’ from the Diamond section</b></p> <p>Chapter 1:</p>  <p>Chapter 2:</p>  <p>Chapter 3:</p>  <p>Chapter 4:</p>  <p>Chapter 5:</p>  </div> <div> <p><b>‘Alien Hotel’ in the Emerald section.</b></p> <p>Chapter 1:</p>  <p>Chapter 2:</p>  <p>Chapter 3:</p>  <p>Chapter 4:</p>  <p>Chapter 5:</p>  <p>Chapter 6:</p>  <p>Chapter 7:</p>  </div> </div>		
<p><b>SPELLING</b></p> 	<p>We just finished our work on spellings with looking at the ‘sh’ suffixes spelt with ti and ci. We are moving on to look at the spelling pattern for ‘sh’ spelt with si and ssi.</p> <p>Spelling ‘sh’ suffix</p> <table border="1"> <tr> <td>Week 1 ‘sh’ spelt ti ci</td> <td>Week 2 ‘sh’ spelt si ssi</td> </tr> </table>	Week 1 ‘sh’ spelt ti ci	Week 2 ‘sh’ spelt si ssi
Week 1 ‘sh’ spelt ti ci	Week 2 ‘sh’ spelt si ssi		




National Direction Inaction Antisocial Calculation Politician Delicious Station Especially explanation	Expansion Comprehension Tension Permission Admission Profession Possession Confession Profession Explosion
---	---

Practice these spellings in different ways/ You could  
LOOK,COVER,WRITE, CHECK

Spelling	Attempt 1	Attempt 2	Attempt 3	Attempt 4	Attempt 5

You could split the different parts of the words up in different colours, you could draw around the shape of the word, make up a rhyme for the letters like we have been doing in class. If there is a particular word that is causing you trouble write it on a card and pin it somewhere where you can see it often.



Below are some of the activities to complete from our Read, Write, Spell books.  
Complete these tasks each day.

## Spelling zone



1 Read the information with your partner.

Two of the most common spellings of the *sh* sound in the middle of a word are **si** or **ssi**.

2 Take turns to read the words below. Circle the letters that make the *sh* sound.

expansion      comprehension      tension  
permission      admission      profession      possession

3 Write the root form of each word from the box above.

expand \_\_\_\_\_

permit \_\_\_\_\_

4 Complete each sentence using the correct word from the box above.

- a They have plans for the expansion of the changing rooms.
- b I think acting sounds like an interesting \_\_\_\_\_.
- c There was a lot of \_\_\_\_\_ before the match began.
- d My uncle's medal is his most treasured \_\_\_\_\_.
- e Mum gave \_\_\_\_\_ for me to go on the school trip.
- f My teacher said my \_\_\_\_\_ was good.
- g We thought the \_\_\_\_\_ prices were expensive.



## Dots and dashes



Dot and dash the graphemes in the words. Write the number of sounds.

decision	7
expansion	
impression	

confession	8
collision	
revision	

Asia	
possession	
discussion	

## Word changers



Complete the table.

Tip: Remember to think about whether you need to **swap**, **double** or **drop** any letters from the root word when you add the suffix.

root word	suffix	root word + suffix
profess	-ion	profession
		discussion
confess	-ion	
		revision
progress	-ion	
		decision
explode	-ion	
		tension
collide	-ion	
		possession
expand	-ion	



### Thesaurus challenge

With your partner, find the word **tension** in a thesaurus. Read the synonyms aloud. Decide on your favourite synonym for **tension** and add it to the sentence below.


Before the performance,  
the \_\_\_\_\_ was  
almost unbearable

Play this with someone at home, the way we would play it at school.

### Four-in-a-row

Choose a word from **Dots and dashes** or **Word changers** and say it to your partner. Ask them to write it down.

Circle any wrong letters. If the word is right, tick a shape in your partner's book. Can you both spell four in a row correctly?



---

---

---

### Choose the right word

Complete each sentence using the correct word from the box below.

impression impress impressed vision revision  
decided decision decide expanded expansion expand

- 1 Bruno was trying to \_\_\_\_\_ the rugby coach.
- 2 You must try to make a good \_\_\_\_\_ at your new school.
- 3 I'm going to finish my \_\_\_\_\_ for the test.
- 4 I guarantee that these glasses will improve your \_\_\_\_\_.
- 5 The \_\_\_\_\_ to make the school day longer caused a lot of controversy.
- 6 I had \_\_\_\_\_ to train my dog to help me deliver the leaflets.
- 7 The \_\_\_\_\_ of our class meant the school had to order new tables.
- 8 I watched in horror as the green stain \_\_\_\_\_ across our new cream carpet.





**Orange Words** These from our our Year 6 spelling list. Some of these are tricky words. Circle the part of each word you think you will need to think extra hard about when you are spelling the word. Practice these words in sentences.

Leisure language privilege restaurant achieve  
secretary stomach yacht soldier physical

### Vocabulary check

A **privilege** is a special honour or right.

A **yacht** is a ship that can be used for racing or travelling for pleasure.

2 Complete each sentence using the correct word from the box above.

- a My aunt works as an office \_\_\_\_\_ at the harbour  
and she let us watch the end of the \_\_\_\_\_ race.



- b To \_\_\_\_\_ her goal of becoming a professional athlete,  
she had to maintain a high standard of \_\_\_\_\_ fitness.
- c The aliens spoke in a strange \_\_\_\_\_ and the  
green slime they ate made my \_\_\_\_\_ churn.
- d Our route to school is through the alley by the Chinese  
\_\_\_\_\_ and past the \_\_\_\_\_ centre.
- e My great-grandfather was a \_\_\_\_\_ in the army  
and it was a great \_\_\_\_\_ to see his medals.

Set your own limit for the spellings above, if you know you only normally do 5 then choose your 5 for each week. If you know you work on a different set of spellings work on these.

Session 13	Read	Spell	
may			+ or - a letter to make a new word
name			may + 1 to mean lots and lots
our			our + 1 to mean bitter
should			name - 1 and + 1 to mean alike
three			three - 1 to mean oak, ash and beech
water			now - 1 and + 1 for an animal who gives milk
who			should - 2 and + 1 to mean the past of can
much			much - 1 and + 1 to mean dirt
now			

Tracking - can you find the words *hidden twice in each line?*

Say the letters out loud as you *circle them* - write them at the end

may    hcumruoesaedhyodmuosapgyuldli .....

much    bmlcuasrucolhtbsmiatausmsctrhi .....

name    shacnglasmlneranlgoatoirlmnhgle .....

now    artnmoiltliwmenrlaendohthlwrmri .....

our    nswhodabulsarawhtoauhylerhdfg .....

should    sfhivoufoalirdnasbkheoruglhdb .....


three    ftcohdreuexlthurhgyeorstieihjki .....

water    aiwoatlihnedrwgdwmaoetiwnert .....

who    bwflaiherknfsiotrfwhirrskobvrt .....

Read the sentences - cover them up and write them in the boxes below at least four words at a time

My name is Sam and I am much bigger than my brother who is three.



Across

- 
- Answers:
- made
  - may
  - much
  - name
  - now
  - our
  - should
  - three
  - water
  - who
  - again

- 1 A house \_\_\_\_\_ of bricks.
- 2 One and two make?
- 3 Belonging to us.
- 4 This minute - straight away.
- 7 More than once.
- 9 How \_\_\_\_\_ are these crisps?

Answers:

- made
- may
- much
- name
- now
- our
- should
- three
- water
- who
- again



Can you make a wordsearch that includes all this week's key words?



I will send you the session 14 work when you have finished the session 13 words...good luck and have fun spelling!

Writing




**Task 1.** Take your spellings and write them into sentences. You know how we score these sentences in class. How many points can you collect?

**1 mark** = Simple sentence with a capital letter and full stop.

**2 marks** = If you have used a conjunction or better ending punctuation- ! ?. "Correctly written speech!"

**3 marks** = if you include an embedded clause, year 6 punctuation - : ; , fronted adverbial phrase or a ported sentence.

**TASK 2** We worked on our story writing at the end of last term. Use your skills to plan and write a suspense story based on this picture.





**TASK 3** SPAG practise

Look in the SAT packs that you had last term to help you with any technical vocabulary that you can't remember examples of each are in the packs.

Complete the sentences below with the possessive pronoun

They are \_\_\_\_\_

The shoes are \_\_\_\_\_

The green one is \_\_\_\_\_

Circle the adverb in this sentence

"Soon," he thought, "I will be able to see my family."

Underline all the determiners

Two apple trees screened the open windows on one side.

Re write this sentences in the present perfect

Sue swam for the British team, in the Olympics.

Insert a colon in the correct place in this sentence (ensure it is the right size!)

The school offered three clubs for its pupils art and crafts, dance and chess

Underline the present perfect verb form in the sentence below

Fred loves music and has wanted to learn to play the piano for years.

Complete these sentences below so that it uses the subjunctive form

If I \_\_\_\_\_ to have one wish, it would be for world peace.

If I \_\_\_\_\_ known it was so good I would have gone.

Underline the longest possible noun phrases in these sentence

That book about the Vikings was very interesting

The muddy old boots were in tatters

The brave old Viking warrior met his match in the death dragon and died.

1) The teacher split \_\_\_\_\_ into teams. \_\_\_\_\_ were batting; the other team was fielding.

they    them  
us      We  
her     She  
them    I

Put a tick to show whether the apostrophe in each sentence is used for omission or possession.

Question	Apostrophe for omission	Apostrophe for possession
Alisha's the best in the class at maths.		
We'll finish this after lunch.		
Samir's picture is my favourite.		

Choose the correct form of the verb in brackets to complete each sentence.

(was / were)

The cakes \_\_\_\_\_ delicious.

(go / goes)

Steven and Dan \_\_\_\_\_ swimming every Thursday.

(take / takes)

My Dad \_\_\_\_\_ my sister to school.

(was / were)

The cakes \_\_\_\_\_ delicious.

(go / goes)

Steven and Dan \_\_\_\_\_ swimming every Thursday.

(take / takes)

My Dad \_\_\_\_\_ my sister to school.

Circle all the adverbs in the sentences below.

1) Excitedly, Dan opened the heavy lid. He paused briefly and looked at the treasure.

2) Quickly, the mouse ran through the small hole. She looked angrily at the cheese she had dropped.

3) Close the windows firmly and securely lock the door.

4) "We will meet here after the party," she explained cheerfully.

Circle the prepositions in the sentences below.

- 1) She waited until 10 o'clock.
- 2) It was after noon that the TV was fixed.
- 3) I bought some milk from the supermarket.

Put one letter in each box to show the word class.

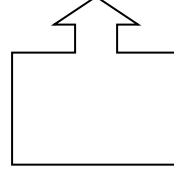
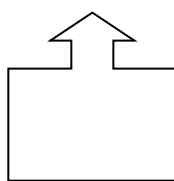
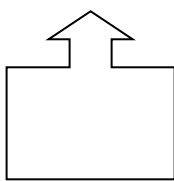
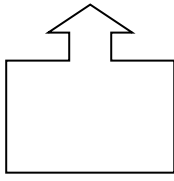
A = noun

B = verb

C = adjective

D = adverb

The first singer was clearly the best.



Find one word that can complete both sentences below.

Write the word on the line.

- 1) Tomorrow, we are going to watch a \_\_\_\_\_ at the theatre.  
My friend Tomas is coming over to \_\_\_\_\_ tennis later.

- 2) I need to get some money from the \_\_\_\_\_.  
Ducks live on the river \_\_\_\_\_.

Turn these sentences into direct speech - including inverted commas/quotation marks/speech marks in the new sentence.

- 1) Mrs Morgan claimed that the Summer Fair would be a success.

- 2) Mr Woodley shouted at the boy to stop running in the hall.

- 3) Jim laughed at Sarah, saying her dress was silly.

Decide if these sentences are statements, commands or questions? Tick one box for each sentence.

Switch it off.

statement

command

question

How long does the film last?

When does the cinema close?

The interval lasts for 20 minutes.

Match the suffix to the root word

Word		Suffix
Manage		ish
Harm		able
self		ful

Write the extended form for these words

Shan't	didn't
I'll	can't
We'll	she'd

Underline the determiners

The red ball rolled down one bumpy road and a two steep hills..

Re write this sentences in the present perfect

Joe entered the competition

Tick one box in each row to show if the sentences is present progressive or past progressive

Sentence	present progressive	past progressive
Fred was playing tennis in the park after school		
Fred's dodgeball skills are improving all the time.		
Fred is hoping to be a professional basketball player		

Replace the underlined word or words in each sentence with the correct pronoun .

When Sara came to the end of the road, Sara turned right.

\_\_\_\_\_

The pavement had a large hole and Sara fell into the hole.

\_\_\_\_\_

Writing

**Task 4** Biography writing.

We are going to be researching some famous scientists and astronauts in order to write a biography about them. Most of our work will be focused around Time Peake





our very own British astronaut who has been to the International Space Station (ISS) within the last few years, and the first man on the Moon Neil Armstrong.

Here is a our writing checklist for a biography

Our Biography Checklist	
Title	
Question or interesting statement to hook reader in	
Opening statement -why are they famous?	
Subheading	
Key facts about their life	
Dates and places	
Chronological order in the main part	
Third Person	
Past tense (simple past, past progressive, perfect past)	
"Quote!"	
Pictures/diagrams	
Thoughts and feelings of the person	
Passive voice	
Concluding paragraph-sum up main achievements	

#### TASK 5

Before you can write your biography you have to do some research. Complete the questions about Neil Armstrong using the information below, and any other research you can find.

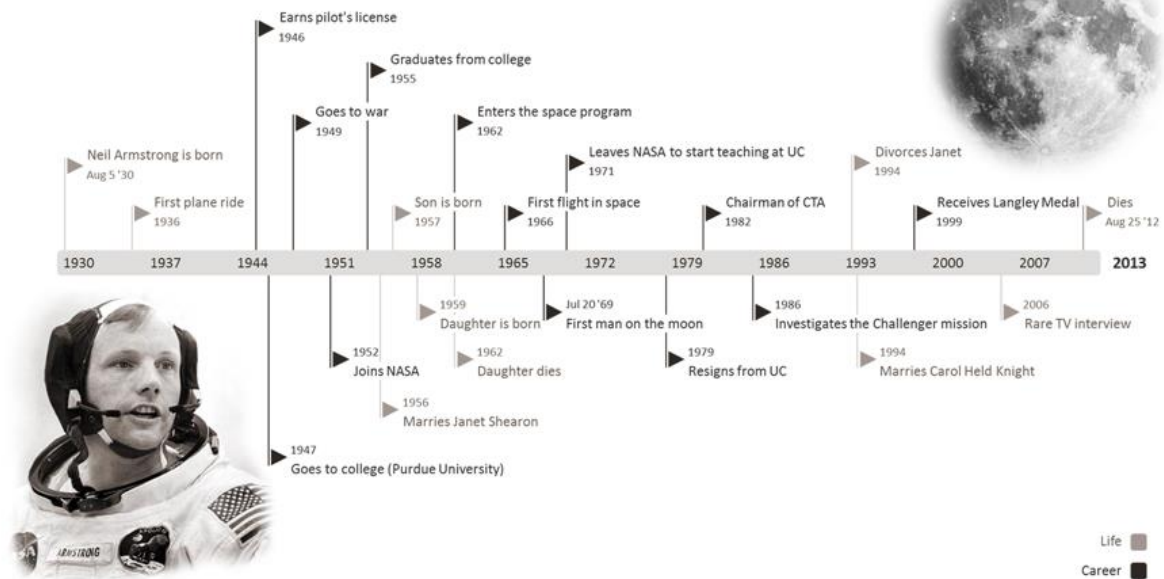
Neil Armstrong Research Questions. Find the answers to these questions, pose some of your own questions to find the details for.

Questions
Where and when was Neil Armstrong born?
What were his hobbies as a child?
SCHOOL DAYS -what were his favourite subjects?
Education -Where did he go and what did he study?
What was his first jobs?
How did he become and astronaut?
Anecdotes about the adventure to the Moon
What awards did he get?
What did he do after the Moon landing?
What is his legacy?

Here is some information about Neil Armstrong, read through this and then conduct some research of your own. Complete the questions about Neil from the information you have found.

Click on the links to find out more

## Office TIMELINE



Date	Event
1930	<b>Neil Armstrong is born</b> Neil was born on August 5, in Ohio.
1946	<b>Neil flies</b> Neil loved flying things from the time he was young. At sixteen years old he earned his student pilot's license.
1947	<b>Neil goes to college</b> Neil Armstrong joined the US Navy, and he attended Purdue on scholarship. He studied aeronautical engineering.
1949	<b>Neil goes to war</b> Neil Armstrong was called into action with the Navy to go fight in the Korean War. When that ended, he returned to college.
1952	<b>Neil Armstrong joins NASA</b> After returning from the war, Neil began working with the organization that would later be called NASA.
1956	<b>Neil gets married</b> Neil married a lady named Janet Shearon in 1956.

1962	<b>Neil joins the astronaut program</b>  In 1962, Neil moved his family to Texas so he could work with the astronaut program.
1966	<b>Neil goes to space</b>  Neil and his flight mate, David Scott, were launched into space to dock with the Gemini Agena vehicle. The dock was successful, but the mission had to be cut short.
1969	<b>The moon mission</b>  Neil Armstrong, along with two other astronauts, landed on the moon. Armstrong drove the Lunar Module.
1969	<b>Neil is awarded for his efforts</b>  Armstrong and his flight mates received many awards for their moon mission. Awards included the Medal of Freedom and the Congressional Space Medal of Honor.
1971	<b>Armstrong leaves NASA</b>  Neil left NASA to become a professor in Ohio, at the University of Cincinnati.
1986	<b>Neil Armstrong the investigator</b>  Neil helped investigate the failed space mission, the Challenger, in 1986. The Challenger blew up after launch, killing its crew.
2006	<b>Neil Armstrong on 60 Minutes</b>  Neil liked to have his privacy, and he stayed out of the public eye for years. In 2006 he gave a TV interview on 60 Minutes, and later that year his biography came out.
2010	<b>Armstrong speaks out</b>  In 2010, President Barack Obama made cuts to the space program. Neil Armstrong publically spoke out against this decision.
2012	<b>Neil Armstrong dies</b>  Neil died at the age of 82, after complications from heart surgery. His contribution to the space program, and our understanding of outer space, can't be measured. He will always be remembered for his giant step for mankind.

### Task 6


In a biography you have qotes, these are words said by the person themselves or from other about them. Quote need to be written in speech marks with correct punctuation.

Turn these famous quotes from Niel Armstron into direct speech using the correct punctuation-Don't forget.

"Open your speech marks ,

CAPITAL letter,

Say what you want to say ...  
Punctuation!  
Close speechmarks!" saif Fred



It suddenly struck me that that tiny pea, pretty and blue, was the Earth. I put up my thumb and shut one eye, and my thumb blotted out the planet Earth. I didn't feel like a giant. I felt very, very small.

Neil Armstrong



That's one small step  
for a man, one giant  
leap for mankind

Mystery create wonder and  
wonder is the basis of man's  
desire to understand

The Eagle has  
landed

*I believe every human  
has a finite number of  
heartbeats. I don't  
intend to waste any of  
mine*

The important achievement of Apollo was  
demonstrating that humanity is not forever  
chained to this planet and our visions go rather  
further than that and our opportunities are  
unlimited.

**Task 7** Transition words. When writing a biography, the different sentences and paragraphs need transitional words to keep it interesting and well written. Use the list below, of transitional words, to create some of your own sets of sentences. For example,

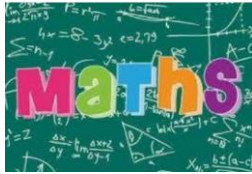
*I went to the most amazing show. **Without a doubt** it was the most amazing spectacle!*

Emphasis	Addition	Contrast	Order
Undoubtedly	Additionally/ An additional	Unlike	First/ Firstly
Indeed	Furthermore	Nevertheless	Second/ Secondly
Obviously	Also	On the other hand	Third/ Thirdly
Particularly/ In particular	Too	Nonetheless	Finally
Especially	As well as that	Despite / In spite of	At this time
Clearly	Along with	In contrast (to)	Following
Importantly	Besides	While	Previously
Absolutely	In addition	Whereas	Before
Definitely	Moreover	Alternatively	Subsequently
Without a doubt	Not only - but also	Conversely	Above all
Never	In addition to this	Even so	Last but not least
It should be noted	Apart from this	Differing from	First and foremost

**I will send you more work to complete working towards our biographies in the next learning pack. If you have any time to do some extra work, then start to research Tim Peake British Astronaut. Click on this link to find out more. [interesting facts about Tim Peake](#)**



## Maths

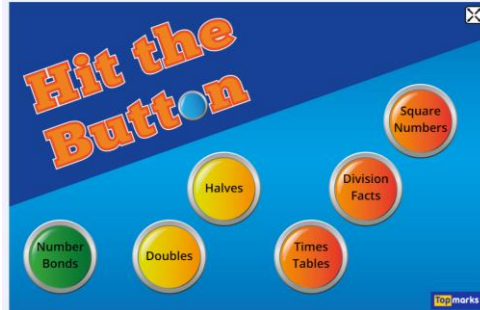


### [Multiplication Tables Check - Timestables.co.uk](https://www.timestables.co.uk)

Try this link to practice your tables in a certain time.

Also try hit the button so that you can practise division

[Hit the Button - Quick fire maths practice for 5-11 year olds \(topmarks.co.uk\)](https://www.topmarks.co.uk)



## Multiplication and Division Word Problems

1. In a garden there is space for 20 rows of 14 seeds in a flower bed. How many seeds are in a flower bed?

2. There are 15 rows of 20 stickers on a sheet. How many stickers are there on a sheet?

3. There are 35 rows of 24 dominoes. How many dominoes are there altogether?

4. There are 38 boxes of cereal on a shelf. How many boxes on 10 shelves?

## Multiplication and Division Word Problems

### Rounding Up or Down?

1. How many tables are needed to seat 237 people when the tables seat 11 people each?

2. Samuel has 241 marbles at a party. He puts 8 marbles into each gift bag. How many gifts bags does he fill?

3. DVDs cost £5 each. How many can you buy with £156?

4. The teacher gives out 423 sweets. The children are given 16 each. How many children get 16 sweets?

Tips and answers to sheet 1

$14 \times 20 =$  double 14 = 28 multiply by 10 = 280 seeds

$15 \times 20 =$  double 15 = 30 multiply by 10 = 300

$35 \times 24 =$  this is probably best done using long multiplication.

35

X 24

140

700 remember your place value holder

840 stickers

$38 \times 10 = 380$  boxes

Sheet 2 21

$1.237 \div 11 =$  11 )237 How many 11's in 23 = 2 r1

How many 11's in 17 = 1 r 6

There you will need 22 tables because there will be 6 people left over

2.  $241 \div 8 = 30$  r 1 so there will be 30 gift bags

3.  $156 \div 5 = 31$  r 1 so you can buy 31 DVD's

4.  $423 \div 16 =$  remember to jot down your 16 times table first 26 r 7 so 27 children can have 16 sweets each.

Win it! Bin  
it! Save it  
for later!

Work your way through these calculations. If you need reminding of how to solve them visit the Maths is Fun website a to help you remember or look in your SAT pack from last term. Click here <https://www.mathsisfun.com/numbers/index.html>



Link Here



Search

## Numbers ... !

1)	2) _____=6000+90	2) _____=8275 + 82	3) 826=800+ _____+6	4) _____+5=341
	5) $9 \times 41 =$	6) $5.87 + 3.123 =$	7) $180 \div 3 =$	8) $180 \div 12 =$
	9) $213 \times 0 =$			
	10) $91 \div 7 =$	11) _____=87 - 65	12) $602 - \text{_____} = 594$	13) $1210 \div 11 =$
	14) $25.34 \times 10 =$	15) $60 \div (30 - 24) =$	16) $3^3$	17) $101 \times 1000 =$
	18) 20% of 3000	19) $7 - 2.25 =$	20) $0.9 \div 100 =$	21) $9 - 1.9 =$
	22) $1\frac{3}{7} - \frac{4}{7}$			
	23) $836 \times 27 =$	24) $\frac{1}{5} + \frac{3}{4} =$	25) $888 \div 37$	26) $1\frac{1}{5} + 2\frac{1}{10}$
	27) 35% of 320=			
	28) $\frac{8}{9} - \frac{1}{4} =$	29) 51% of 900=	30) $3468 \times 62$	31) $\frac{2}{3} \div 3 =$
	32) $2\frac{1}{2} - \frac{3}{4} =$			
	33) 36% of 450=	34) $1\frac{3}{4} \times 10 =$	35) $\frac{5}{6} \times 540 =$	36) $8051 \div 83 =$

### Numerator

3

The **NUMERATOR** is the number above the line of the fraction.

It tells us how many pieces we have.

4

In this fraction we have 3 pieces.

3

The **DENOMINATOR** is the number below the line of the fraction.

It tells us how many pieces there are altogether. In this fraction there are 4 total pieces.

4

Denominator

### MULTIPLYING FRACTIONS BY WHOLE NUMBERS

#### STEP-BY-STEP

$$\frac{2}{7} \times 3$$

STEP ONE

$$\frac{2}{7} \times \frac{3}{1}$$

STEP TWO


$$\frac{2 \times 3}{7 \times 1}$$

STEP THREE

$$= \frac{6}{7}$$

2. $\frac{4}{6} \times \frac{1}{8} =$	1. $\frac{1}{6} \times \frac{2}{3} =$	2. $\frac{2}{12} \times \frac{11}{12} =$	$\frac{12}{13} \times \frac{1}{4} =$
4. $\frac{2}{4} \times \frac{2}{4} =$	3. $\frac{4}{5} \times \frac{3}{5} =$	4. $\frac{4}{13} \times \frac{1}{2} =$	$\frac{6}{10} \times \frac{5}{12} =$
6. $\frac{1}{4} \times \frac{1}{3} =$	5. $\frac{3}{5} \times \frac{5}{6} =$	1. $\frac{1}{2} \times \frac{4}{6} =$	$\frac{3}{6} \times \frac{1}{2} =$
8. $\frac{5}{6} \times \frac{1}{3} =$	7. $\frac{5}{6} \times \frac{2}{4} =$	6. $\frac{6}{7} \times \frac{2}{5} =$	$\frac{12}{13} \times \frac{2}{7} =$
10. $\frac{3}{6} \times \frac{2}{3} =$	9. $\frac{2}{4} \times \frac{5}{6} =$	4. $\frac{4}{12} \times \frac{9}{10} =$	$\frac{1}{3} \times \frac{1}{2} =$
12. $\frac{3}{8} \times \frac{3}{6} =$	11. $\frac{1}{5} \times \frac{1}{3} =$	2. $\frac{2}{10} \times \frac{10}{14} =$	
14. $\frac{2}{6} \times \frac{2}{4} =$	13. $\frac{1}{3} \times \frac{3}{4} =$		

Colour in all the calculations that are correct all the way to the final row. Cross out all the calculations that are incorrect.

 <b>START!</b>				1
$\frac{3}{4} \times \frac{1}{2} = \frac{3}{8}$	$\frac{1}{2} \times \frac{1}{4} = \frac{3}{8}$	$\frac{2}{3} \times \frac{1}{5} = \frac{4}{15}$	$\frac{1}{4} \times \frac{1}{6} = \frac{1}{10}$	$\frac{3}{5} \times \frac{1}{4} = \frac{3}{20}$
$\frac{1}{3} \times \frac{1}{7} = \frac{1}{21}$	$\frac{5}{6} \times \frac{1}{5} = \frac{7}{30}$	$\frac{1}{4} \times \frac{2}{6} = \frac{1}{12}$	$\frac{5}{6} \times \frac{1}{4} = \frac{5}{24}$	$\frac{1}{6} \times \frac{3}{5} = \frac{1}{10}$
$\frac{3}{7} \times \frac{1}{3} = \frac{2}{7}$	$\frac{1}{6} \times \frac{3}{4} = \frac{1}{8}$	$\frac{5}{7} \times \frac{1}{4} = \frac{5}{28}$	$\frac{4}{5} \times \frac{1}{8} = \frac{1}{10}$	$\frac{7}{8} \times \frac{1}{3} = \frac{5}{24}$
$\frac{2}{8} \times \frac{4}{6} = \frac{1}{6}$	$\frac{5}{7} \times \frac{1}{10} = \frac{1}{14}$	$\frac{1}{9} \times \frac{2}{4} = \frac{1}{36}$	$\frac{5}{8} \times \frac{1}{2} = \frac{5}{16}$	$\frac{3}{5} \times \frac{2}{9} = \frac{2}{15}$
$\frac{7}{9} \times \frac{1}{2} = \frac{7}{18}$	$\frac{2}{7} \times \frac{3}{5} = \frac{5}{35}$	$\frac{6}{7} \times \frac{2}{9} = \frac{5}{21}$	$\frac{3}{8} \times \frac{5}{9} = \frac{7}{24}$	$\frac{9}{11} \times \frac{5}{7} = \frac{49}{77}$
<b>FINISH!</b>				



# START!

2

$$\frac{3}{4} \times \frac{2}{3} = \frac{1}{2}$$

$$\frac{2}{3} \times \frac{3}{5} = \frac{3}{5}$$

$$\frac{2}{7} \times \frac{3}{4} = \frac{5}{14}$$

$$\frac{3}{4} \times \frac{5}{6} = \frac{7}{8}$$

$$\frac{3}{5} \times \frac{3}{4} = \frac{9}{20}$$

$$\frac{2}{3} \times \frac{5}{7} = \frac{10}{21}$$

$$\frac{5}{6} \times \frac{4}{5} = \frac{2}{3}$$

$$\frac{3}{4} \times \frac{5}{7} = \frac{17}{28}$$

$$\frac{2}{6} \times \frac{4}{7} = \frac{4}{21}$$

$$\frac{5}{6} \times \frac{3}{8} = \frac{5}{16}$$

$$\frac{5}{7} \times \frac{2}{3} = \frac{11}{21}$$

$$\frac{5}{6} \times \frac{3}{4} = \frac{7}{8}$$

$$\frac{6}{7} \times \frac{3}{4} = \frac{9}{14}$$

$$\frac{4}{5} \times \frac{7}{8} = \frac{9}{10}$$

$$\frac{7}{8} \times \frac{4}{5} = \frac{7}{10}$$

$$\frac{7}{8} \times \frac{5}{6} = \frac{35}{48}$$

$$\frac{5}{7} \times \frac{7}{10} = \frac{1}{2}$$

$$\frac{7}{9} \times \frac{3}{4} = \frac{7}{12}$$

$$\frac{5}{8} \times \frac{10}{11} = \frac{25}{44}$$

$$\frac{7}{12} \times \frac{5}{9} = \frac{35}{108}$$

$$\frac{7}{9} \times \frac{7}{11} = \frac{49}{99}$$

$$\frac{6}{7} \times \frac{7}{8} = \frac{23}{28}$$

$$\frac{6}{13} \times \frac{5}{7} = \frac{31}{91}$$

$$\frac{5}{8} \times \frac{5}{13} = \frac{27}{104}$$

$$\frac{9}{11} \times \frac{5}{7} = \frac{47}{77}$$

# FINISH!

## Foundation Subjects



## Science-

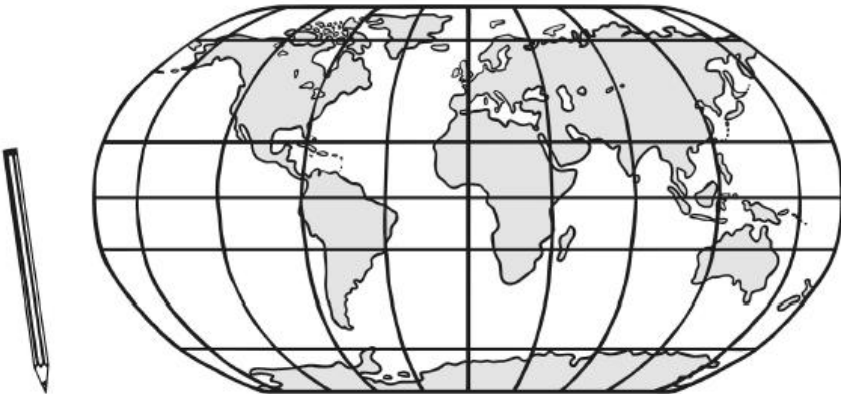




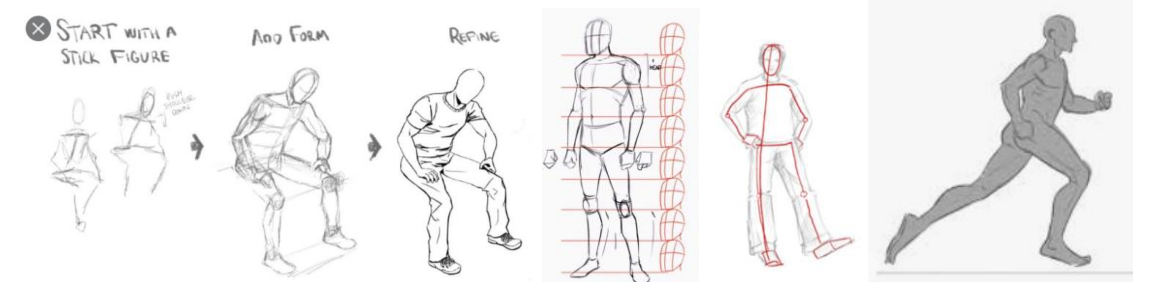
Our first challenge in science this term is to complete a Moon Diary. Every 28 days the Moon goes through a visual cycle that we see in the night sky. This is called the 'Phases of the Moon'. You are to look at the Moon each night from Monday 11<sup>th</sup> until February 11<sup>th</sup>. Draw or make a quick observation of what you see.

PHASES OF MOON DIARY 2021						
11 <sup>th</sup> January	12th	13th	14th	15th	16th	17th
18 <sup>th</sup>	19th	20th	21st	22nd	23rd	24th
25th	26th	27th	28th	29th	30th	31 <sup>st</sup>
1 <sup>st</sup> February	2nd	3rd	4th	5th	6th	7 <sup>th</sup>
8th	9th	10th	11th			



--	--	--	--	--	--	--	--

	<p>Some key things you need to know.</p> <p>The Moon is a solid sphere of rock and dust, in the Earth's orbit.</p> <p>It is not a light source, but reflects the light from the Sun.</p> <p>It <b>DOES NOT</b> change shape in the sky, what we see on Earth does change.</p> <p>Find out why this is.</p> <p>Draw a poster about the phases of the Moon and what you understand about why they change.</p>
Where in the world?	

	<p style="text-align: center;"><b>The Earth</b></p> <p style="text-align: center;">Look at the lines on the map. Which goes where?</p> <p>Label using these terms: Equator, Northern Hemisphere, Southern Hemisphere, Tropic of Cancer, Tropic of Capricorn, Arctic Circle, Antarctic Circle, Greenwich Meridian, Prime Meridian.</p> 
	<p>Label the map with these key features. Equator Tropic of Cancer, Tropic of Capricorn, the Prime Meridian. All the continents and Oceans, put a X on the spot where we live.</p>
<p>PE</p> 	<p>Try and make sure you are getting some exercise each day, Joe Wicks will be doing his exercise Monday, Wednesday and Friday at 9am, why not join him for a workout. Try and complete a wellness walk a couple of times a day. Even walking up and down the stairs several times a day will help keep you fit.</p>
<p>Art</p> 	<div style="display: flex; justify-content: space-between;"> <div style="width: 48%;">  </div> <div style="width: 48%;">  </div> </div> <div style="margin-top: 10px;">  </div>