


Handwriting
practise

Capital letters / letter name

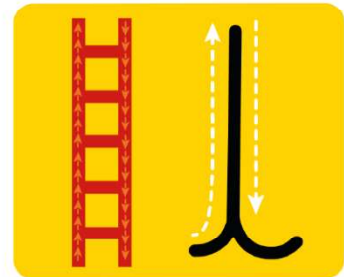
Lower case / cursive letters / letter sound

One-armed Robot Letters



b h k m n p r

Long Ladder Letters



i l t u j y

Joins



Suggested timetable

1. Pick 1 capital letter to practise
2. Pick 1 lower case cursive letter to practise
3. Pick a join to practise

e.g. N Norah
e.g. n net
e.g. nd find sand hand

Please continue to read with your child, daily if possible. It doesn't have to be for a long period of time, 5 minutes a day will have a great impact on your child's development. Reading is crucial for children to be successful in all areas of learning. Keep it fun, discussing characters, their feelings and looking at the illustrations. I have a few suggestions below in addition to reading your book.

1. Please learn the [Year One Common Exception words](#) and the [100 High Frequency Words](#).

Year 1 Common Exception Words

the
a
do
to
today
of
said
says
are
were
was

is
his
has
I
you
your
they
be
he
me
she

no
go
so
by
my
here
there
where
love
come
some

one
once
ask
friend
school
put
push
pull
full
house
our

100 High Frequency Words

a
about
all
an
and
are
as
asked
at
back
be
big
but
by
called
came
can

children
come
could
dad
day
do
don't
down
for
from
get
go
got
had
have
he
help

her
here
him
his
house
I
I'm
if
in
into
is
it
it's
just
like
little

look
looked
made
make
me
Mr
Mrs
mum
my
no
not
now
of
off
oh
old

on
one
out
people
put
saw
said
same
see
she
so
some
that
the
their
them
then

there
they
this
time
to
too
up
very
was
we
went
were
what
when
will
with
you

2. **IMPORTANT DAILY PHONICS TASK** - Ruth Miskin Training will be restarting their free [Read Write Inc. Phonics lessons on YouTube](#) for children to watch at home during the school closures. Practise Set 1, 2 and 3 sounds in Speed Sounds Lessons to suit your child's needs; learn to read [Red Words](#) and practise reading and writing using [Hold a Sentence](#). All lessons will show at **9.30am each day** and will be available for 24 hours.

[Ruth Miskin Training - YouTube](#) <https://www.ruthmiskin.com/en/find-out-more/parents/>

<https://bit.ly/354kYpF>










You can make your own activities to suit the sound you choose to do each day. You can find ideas on www.Twinkl.co.uk.
Alongside this, you could use chalk outside, rainbow writing or make your own games.

e.g. You watch the Read Write Inc. YouTube lesson on the sound 'ow' ([brown cow](#))

Find and Write the 'ow' Words



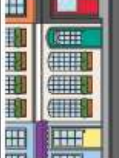






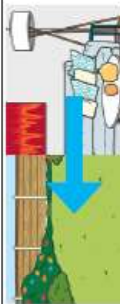








Write the words and then colour the ones with an 'ow' sound in them.

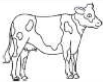








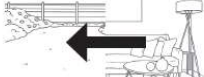

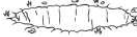



 _____	 _____	 _____
 _____	 _____	 _____
 _____	 _____	 _____

You then might decide to follow on from this by looking at alternative spellings for the 'ow' sound (ow cow & ou shout)










Alternative Spellings for ow

ow		ou	
			
			
			
			
			
			
			
			

Answer sheets

ow		ou	
	cow		shout
	town		cloud
	owl		south
	down		mouth
	bow		out/outside
	powder		ground
	flower		hound
	clown	1 2 3 4 5	count

ow
cow
now
tower

		
c ow	ch o p	h ow l
		
ow l	l igh t	b r ow
		
t ow	s ur f	g ow n

3. **Green word practise** I have attached copies of this below and you can add to this to suit your child. Practising this daily will be beneficial for your child. I advise short blasts of practise, lasting around 5 minutes and following on from/ linking with your Read Write Inc YouTube lesson.

Green words are words the children can sound out using their phonics.

sh	th	ch	ng	nk	qu
ship	thin	chip	thing	think	queen
hush	thank	chain	wing	stink	quest
cash	sloth	much	sing	thank	quick
ar	or/oor	air	ir	ou	oy
start	door	fair	whirl	shout	boy
car	for	hair	twirl	out	toy
far	short	chair	girl	mount	annoy
ay	ee	igh	ow	oo	oo
May	keep	high	blow	poo	look
play	see	tight	snow	zoo	book
say	deep	sight	slow	woo	cook
a_e	i_e	o_e	ea	u_e	e_e
cake	time	phone	tea	brute	Eve
fake	nice	home	sneak	flute	sleeve
bake	smile	alone	weak	hute	achieve

er	aw	ow	ure	are	ur
better	paw	cow	pure	care	nurse
letter	down	now	cure	share	purse
per	yawn	tower	fire	pare	turn

ai	oa	ew	oi	ire	ear
snail	goat	chew	spoil	fire	ear
rain	boat	new	coin	tired	hear
pain	throat	stew	loin	fired	fear

tion	wh	ph
addition	whale	phone
attention	when	phonics
celebration	what	dolphin


- Please visit [Oxford Owl](#) where [books](#) can be found to suit your child's reading level for free. You can create a free account.
- ...and of course, please continue to encourage your child to read their own books, magazines, signs or labels in everyday life.
- Please have a go at a reading comprehension below. I have put 3 levels of challenge so choose the one that is right for you. Please feel free to email me if you would like more reading comprehension tasks, I can send you some activities that will suit your child's needs.

Challenge 1

Phase 2 Early Reading Comprehension Activity 1

Read the sentence. Add the information to the picture.

The cat has a hat.
... ..



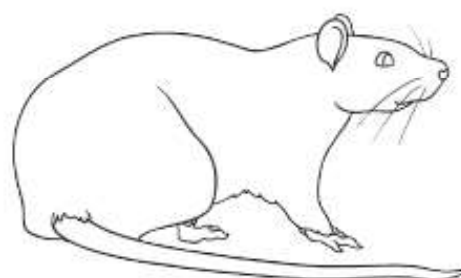
The red hen is on the hut.
... ..



The tap is on.
... ..



The pet rat is in the mud.
... ..



Challenge 2

Read these sentences and draw what is being described.



My teacher was at the front of the line.

He was wearing a green coat and a blue scarf.

First in the line was a boy in green wellington boots and a blue hat with a white bobble on top of it.

Next in the line was a girl in a red coat.

Last in the line was a girl with a purple hat and scarf.

Don't peek until you've had a go at drawing what is being described...

Did you draw something like this?



The Enormous Turnip

Once upon a time, there lived a little old man and a little old woman. One day, the little old man planted some turnip seeds. One of the turnips grew... and grew... and grew... until it was enormous. The little old man pulled, and pulled but still the turnip would not budge.



The little old man shouted to his wife to help. Together they pulled, and pulled, but still the turnip would not budge!

So they shouted to a boy who was playing in the field. Together they pulled, and pulled, but still the turnip would not budge!

So they all shouted to a girl to help. Together they pulled, and pulled, but still the turnip would not budge!

So they all shouted to the old man's dog to help. Together they pulled, and pulled, but still the turnip would not budge!

So they all called the little old woman's cat to help. Together they pulled, and pulled, but still the turnip would not budge!

So they all called the farmhouse mouse to help. Together they pulled, and pulled, and pulled, and suddenly... out popped the enormous turnip!

The little old man was very pleased. He invited everyone round for a turnip dinner!

