

Reception School Closure Home Learning - Week 6

Weekly Maths Tasks (Aim to do 1 per day)	Weekly Reading Tasks (Aim to do 1 per day)
<ul style="list-style-type: none"> • Watch a Numberblocks episode each day at BBC or CBeebies. Use this guide here to give you ideas on what to do with your children whilst watching an episode. • Take part in a daily maths lesson each day at whiterosemaths. This week's topic is 'Growing 6, 7, 8' week 3. • Practise counting up to 10 or 20 and backwards from 10 or 20. This can be done through playing hide and seek, singing number songs, chanting, board games etc. • Cut out and order the Chinese dragon numbers (see pages below). • Chinese New Year I spy and count to 10 (see pages below). • Cut out and match the 2D Shape Chinese Lanterns (see pages below). • Cut out and make a 2D shape Chinese dragon (see pages below). 	<ul style="list-style-type: none"> • Read a variety of books at home. Favourites can be repeated. Hearing the patterns of language in a story will support your child's language development. • Children to read to parents daily. Visit Oxford Owl for free eBooks that link to your child's reading level. You can create a free account. Your child can also complete the linked Play activities for each book. There are also Read Write Inc resources that you can access on this website. • Visit https://www.phonicsplaycomics.co.uk for a range of decodable comics for children to read. • With your child, look in magazines, newspapers and books for the red words they are currently learning. They could use a highlighter to highlight in magazines and newspapers. The red words that we have learned so far are: I, love, the, was, you, of, be, my, no, your, we, said, so. Listen to the story of Chinese New Year.
Weekly Phonics Tasks (Aim to do 1 per day)	Weekly Writing Tasks (Aim to do 1 per day)
<ul style="list-style-type: none"> • Daily phonics - Practise your speed sounds and red words. Daily Read Write Inc phonics lessons are available on Youtube via the link www.ruthmiskin.com • Practice the sounds your child is working on and blend words. This can be oral blending (e.g. spoken out loud c-a-t) or written if appropriate. Interactive phonics games are available on www.phonicsplay.co.uk • Watch an Alphablocks episode each day at CBeebies. Here you will also find a range of games, activities and advice for parents. • Visit Mr Mc Phonics: Phase 2 - YouTube for a selection of fun phonics videos. • Chinese dragon CVC word maker game (see pages below). 	<ul style="list-style-type: none"> • Practice name writing. Can they write their first name? Middle name? Surname? • Practice forming the letters of the alphabet. • Ask your child to write out the red words they are working on at the moment on pieces of paper and turn them into a pairs game. The red words that we have learned so far are: I, love, the, was, you, of, be, my, no, your, so, we, said • Have a go at a Chinese New Year writing activity (see pages below).

Put my body back in
the right order!



Chinese Dragon

Ordering 0 - 10

Cut out the numbers below and stick them in the right order on the Chinese dragon.



Chinese New Year

I Spy and Count to 10



Chinese New Year

I Spy and Count to 10 Checklist

Count the number of each type of Chinese New Year item and write the numeral in the box.

pairs of
chopsticks



bowls of noodles



sweets



children receiving
cards



dragon



red envelopes



fireworks



tangerines



lanterns


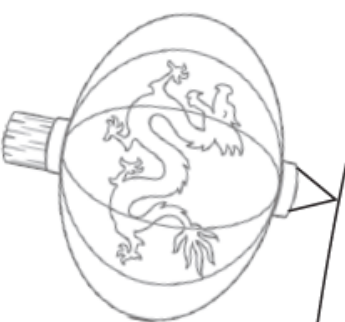
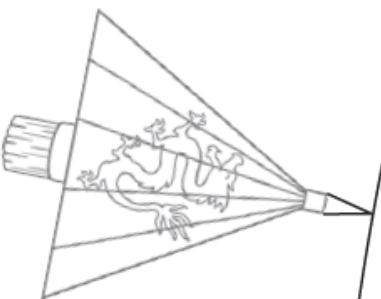



fortune cookies



2D Shape Chinese Lanterns

It is Chinese New Year! Cut out the shape lanterns and stick them on to the outlines on the page. What shapes can you see?





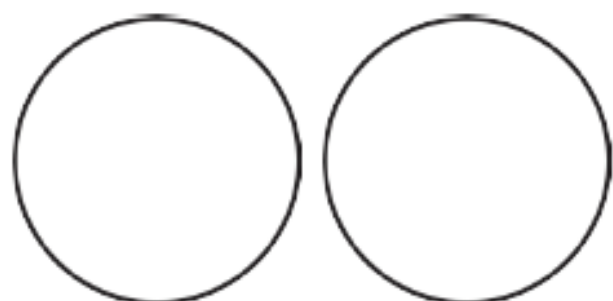
Chinese Shape Dragon


Can you use the shapes to make your own Chinese dragon picture?



Chinese Shape Dragon







Busy Bag

Phase 2 Phonics Chinese Dragon CVC Word Maker

Can you choose a letter card? Can you say the letter sound?

Can you use the letters to make words on the dragon?

Can you sound out the word you have made?

What does your word say?

Dragon Word Maker



s

twinkl.com

a

twinkl.com

t

twinkl.com

p

twinkl.com

i

twinkl.com

n

twinkl.com

m

twinkl.com

d

twinkl.com

g

twinkl.com

o

twinkl.com

c

twinkl.com

k

twinkl.com

ck

twinkl.com

e

twinkl.com

u

twinkl.com

r

twinkl.com

h

twinkl.com

b

twinkl.com

f

twinkl.com

ff

twinkl.com

l

twinkl.com

ll

twinkl.com

ss

twinkl.com

Chinese New Year Writing Activity

Write a sentence about each of the Chinese New Year pictures.

Use the key words in the box to help you.

animals



first



race



Jade Emperor



sound it out




finger spaces



full stop





Chinese New Year Writing Activity

Write a sentence about each of the Chinese New Year pictures.

Use the key words in the box to help you.

dragon dance



celebrate



fireworks



sky



sound it out



finger spaces



full stop





Chinese New Year Writing Activity

Write a sentence about each of the Chinese New Year pictures.

Use the key words in the box to help you.

paper lantern



money



envelope



sound it out



finger spaces



full stop





Learning Activities Week 6 - Chinese New Year - to be done throughout the week

Below are a selection of activities linked to the theme of 'Chinese New Year'. Please feel free to choose whichever activities will suit your child best. There is no expectation to complete all of the activities. . You could also come up with some of your own activities if you like!

Chinese New Year

Home Learning Challenges

During Chinese New Year celebrations, children are sometimes given envelopes with money inside! With an adult, look at some coins and see if you can see any numbers on them. What numbers can you see? What shape are the coins? What colours are they?



There were 6 red lanterns and 3 yellow lanterns hanging in a row. How many lanterns were there altogether? You could draw a picture to help you work out the answer.

Fireworks are often seen during Chinese New Year. Paint or draw a firework picture. You could use crayons, pens, paint or glitter and glue.

You were born in the Chinese year of the _____. Draw a picture of this animal and write its name.



One of the colours often seen during Chinese New Year is red. Make a list of words that rhyme with the word red, e.g. bed.

Make a model dragon - you could use cardboard tubes and boxes, playdough, construction toys or natural materials like leaves and pebbles. Maybe you could draw a picture or take a photo of your dragon model!



Week 6 RE - The story of the loaves and fishes

Adult led focus activity - Read the story to your child and ask questions

Today, we are going to hear about a time when Jesus helped someone to share with a lot of other people.



One day, a long time ago, a young boy set out from his home. He was just a bit older than you are and he was going out for the day. He had some food with him - just enough for one person for the day - five little pieces of bread and two dried fish. There were lots and lots of people going the same way that day. They were all going to listen to Jesus. Jesus had gone up into the hills where there was lots of room and soon there was a huge crowd of people, all listening to him. The young boy sat with them and listened to Jesus too. At the end of the day, all the people were hungry, but there were no shops up in the hills for them to buy food. The young boy heard Jesus' friends worrying about how to get food for everyone. He thought of his own food, in his bag. He was very hungry and he wanted to eat it all up himself. But everyone else was hungry too. He wondered if he should share his food, but there wasn't enough for everyone.

I know, thought the boy, Jesus will be able to help. But there was such a big crowd, thousands of people that couldn't get near Jesus. One of Jesus' friends was standing nearby. The boy wriggled through the crowd.

"I have got some food you can give people," he said holding out his bread and fish. "Thank you," said Jesus' friend and he took the food to Jesus.



Jesus took the food and said thank you to God for it. Then he started sharing it out between all the people. That won't feed many people, the boy thought, but something amazing was happening. Jesus kept giving out the food and the people kept eating and there was enough food for everyone - for all the thousands of people who were there that day! There was even some left over. The boy went home very happy. Jesus had helped him share his food.

Suggestions for questions:

- Why do you think the boy decided to try and share his food?
- Do you think all those people could have had something to eat without Jesus' help?
- What do you think the boy said to his mum when he got home?

Reflective activity

Talk about sharing:

- What sort of things do we share?
- Is it always easy to share?
- Explain that sometimes we find it hard to share. We find it hard to take turns or share toys. Sometimes it gets easier as we grow older.


Talk about sharing situations as these arise during the course of the day.

Suggestions for follow up areas of learning

- Practise 'sharing out'. Fruit could be shared equally at snack time.
- Use games which involve taking turns and waiting. Children could be encouraged to wait patiently.
- Explain that some of Jesus' friends were fishermen. Look at a picture of a real fish and look closely at it. Draw the fish with the scales, tail and fins etc.
- Draw a picture to illustrate the story of the 'Feeding of the Five Thousand'.
- Role-play the story or re-tell it using pictures.

Currently we have learned the sounds from Set 1. If you feel that your child is confident with these sounds then please feel free to begin learning sounds from Set 2.


Speed Sounds Set 1



Speed Sounds Set 2



Speed Sounds Set 3



There are a wide range of resources to support phonics teaching on this website.
<https://home.oxfordowl.co.uk/>

OxfordOWL Help your child learn
 [Help](#) [Contact Us](#) [Teachers](#)

[Home](#) [Reading](#) [English](#) [Maths](#) [At school](#) [Books](#) [Kids' activities](#) [Blog](#)

Home » Reading » Reading schemes, Levels, and Stages » Read Write Inc. guide for parents

Read Write Inc. guide for parents

Welcome to the Read Write Inc. page on Oxford Owl for Home. Here you can find lots of free resources to support your child's learning during the school closures.

[Free eBooks](#) | [Videos](#) | [Set 1 resources](#) | [Set 2 resources](#) | [Set 3 resources](#) | [Kits for parents](#)

Read Write Inc. Phonics

We have lots of free Read Write Inc. Phonics resources to help your child continue learning, including eBooks, practice sheets, Ditty sheets, slideshows, and parent films.

Teachers who teach Read Write Inc. Phonics are trained to teach the programme, but don't worry if you are not a phonics expert! These activities will help you support your child during this period of school closures. We suggest you start by watching this film for parents: [What is Read Write Inc. Phonics?](#)

Try to start at the right place for your child. If your child is learning to read at school with Read Write Inc. Phonics, they will be at one of the following stages:

Set 2 Speed Sounds practice sheets

Speed Sounds practice sheet: ay

Read Write Inc. Phonics activity sheet to practise reading words containing the Set 2 Speed Sounds.

[Take a look](#)

Speed Sounds practice sheet: ee

Read Write Inc. Phonics activity sheet to practise reading words containing the Set 2 Speed Sounds.

[Take a look](#)

Speed Sounds practice sheet: igh

Read Write Inc. Phonics activity sheet to practise reading words containing the Set 2 Speed Sounds.

[Take a look](#)

Speed Sounds practice sheet: ow

Read Write Inc. Phonics activity sheet to practise reading words containing the Set 2 Speed Sounds.

[Take a look](#)

Red Word List

We have been practising reading the red words from Set 1. Please feel free to practise words from Set 2 if you feel that your child is confident with Set 1.

Red Words Set 1				
I	the	my	you	said
your	are	be	of	no

Red Words Set 2				
what	all	was	we	so
to	me	call	her	there
want	go	old	some	he

Additional learning resources parents may wish to engage with

[Classroom Secrets Learning Packs](#) - These packs are split into different year groups and include activities linked to reading, writing, maths and practical ideas you can do around the home.

ABC Does

<https://abcdoes.com>

A huge bank of activities and ideas for home learning activities for EYFS children

EYFSHome

<https://eyfshome.com>

A range of home learning activities for EYFS children

GoNoodle

<https://www.gonoodle.com>

Go Noodle activities - Good energy at home - dances, mindfulness and games - all ages

Topmarks

<https://www.topmarks.co.uk>

Lots of online games for a variety of subjects - all ages

Audible stories

<https://stories.audible.com>

Audible stories for all ages

Phonics Play

<https://new.phonicsplay.co.uk>

Phonics online games for EYFS and KS1

Username: march20 and password: home

<https://www.phonicsplaycomics.co.uk>

Reading books for EYFS and Year 1

ICT games

<https://www.ictgames.com>

English and maths games for all ages

The Body Coach

<https://www.youtube.com/channel/UCAxWIXTOiEJo0TYlRfn6rYQ>

PE with Joe - Monday, Wednesday, Friday 9am live on YouTube The Body Coach Tv from 11.01.21.